



NPK

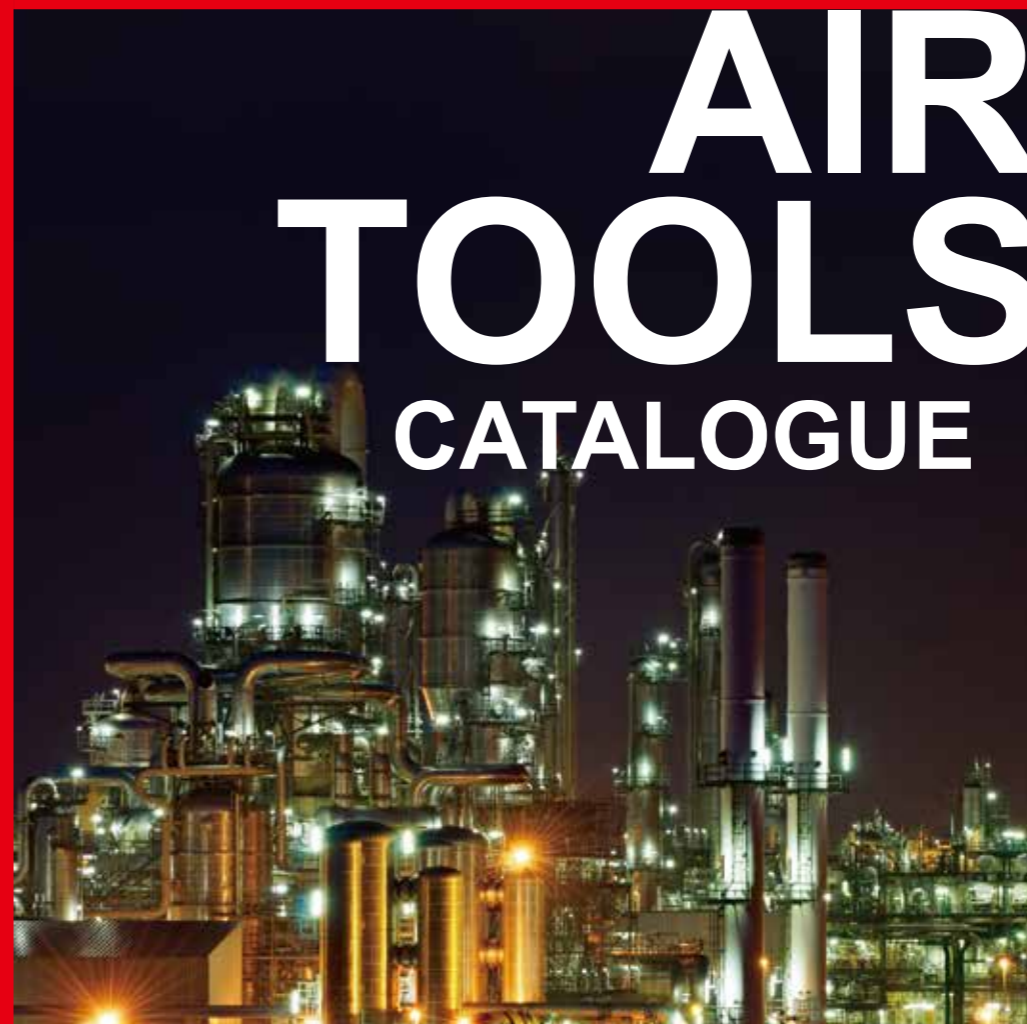
NPK®



AIR TOOLS CATALOGUE



AIR TOOLS CATALOGUE



NPK®

<https://www.npk-en.com/>

NIPPON PNEUMATIC MFG. CO., LTD.

2-5-43 Hishie Higashi-Osaka, Osaka
Japan 578-0984

TEL: 81-72-935-9174

FAX: 81-72-935-9179

E-mail: tra.air@npk.co.jp

• CONTACT IN YOUR AREA

01045916

web-r1 2021.1.



- Impact wrenches
- Grinders Air saw Dia cutter
- Flux hammers Chipping hammers
- Scalers Digger Sand rammers
- Concrete breakers
- Drills Tappers
- Air hoists
- Vibrators
- Cleaner, etc.

NIPPON PNEUMATIC MFG. CO., LTD.




Bolt tightening



Grinding / Cutting



Scaling / Chipping



Drilling / Tapping



Material Handling

More than 100 years of Work Site Commitment. NPK's unique

manufacturing and quality control exceeds industry standards.

NPK

For over 100 years, NPK has been a leader in the pneumatic tool industry through innovation and high-quality manufacturing. NPK serves a wide range of industries including construction, foundry, mining, petro chemical, and more. NPK is committed to the next 100 years of making user-friendly and power-saving pneumatic tools.



Wide variety of product line up, matching your needs

Bolt Tightening

IMPACT WRENCHES 

IMPACT SCREW DRIVERS 

RATCHET WRENCHES 

IMPACT TOOLS

- Impact Wrenches (Two-Hammer)7
- Impact Wrenches (One-Hammer)9
- Impact Wrenches (Clutch-Hammer)12

- Impact Screwdrivers13
- Ratchet Wrenches14

Grinding / Cutting

STRAIGHT GRINDERS 

ANGLE GRINDERS 

DIE GRINDERS 

VERTICAL GRINDERS 

CNS GRINDERS 

SANDERS 

SAW / FILE 

DIA CUTTER 

GRINDERS

- Straight Grinders16
- Angle Grinders18
- Die Grinders21
- Vertical Grinders22

- CNS Grinders / ● Wire Brush Sanders23
- Sanders24
- Saw, File / ● Dia Cutter25

Scaling / Chipping

NEEDLE SCALER 

FLUX SCALING HAMMERS 

CHIPPING HAMMERS 

AUTO CHISELERS 

NEW KELENS 

STONE SCRAPER 

SAND RAMMERS 

SCALING HAMMERS 

CONCRETE BREAKERS 


DIGGER 


HAMMER TOOLS

- Needle Scalers28
- Flux Scaling Hammers29
- Chipping Hammers30
- Auto Chisellers31

- New Kelens / ● Stone Scraper32
- Sand Rammers / ● Scaling Hammers33
- Concrete Breakers / ● Digger34

Drilling / Tapping

DRILLS 

TAPPERS 

DRILLS / TAPPERS

- Drills35

- Tappers36


Material Handling


AIR HOISTS 


AIR HOISTS


- Air Hoists37


Others


VIBRATORS 

ONE PUNCH HAMMERS 

CORE KNOCKOUT HAMMERS 

CLEANERS 

AIR MOTOR 

OTHER PRODUCTS 

VIBRATORS

- Vibrators41
- One-Punch Hammers43

CLEANERS

- Cleaners45

OTHER PRODUCTS

- Torque Tester / ● Air Motor47
- Core Knockout Hammers48
- For Daily Maintenance49

IMPACT TOOLS



NPK's award winning heavy duty impact wrenches have provided industries across the globe with precision, high power bolting since the early 1900's. Choose from our wide selection of world class pneumatic tools sure to satisfy your industrial application needs.



Choose Your Anvil Type

Choose Your Socket Retainer: Stopper Pin Type, Pin Hole Type, and Friction Ring Type.



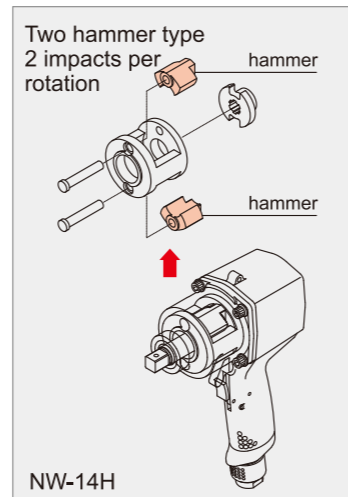
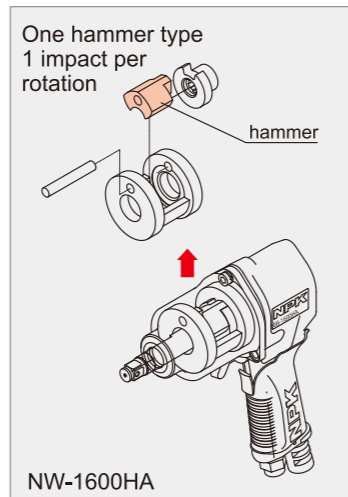
※Extended anvils available on some models

NW-1200B(2R)	50mm(2in")
NW-1600HA(2R)	50mm(2in")
NW-2000HA(4R)	100mm(4in")
NW-2800P(4R)	100mm(4in")
NW-3500GA(6P)	150mm(6in")
NW-4300GA(6P)	150mm(6in")
NW-5000(7P)	180mm(7in")



One Hammer and Two Hammer Impact Wrenches


NPK's One Hammer Impact Wrenches provide a high power to weight ratio. They are well suited for automobile service and other bolting applications. Use our Two Hammer Impact Wrenches for smooth and speedy bolting applications.



Angle Type Impact Wrenches:

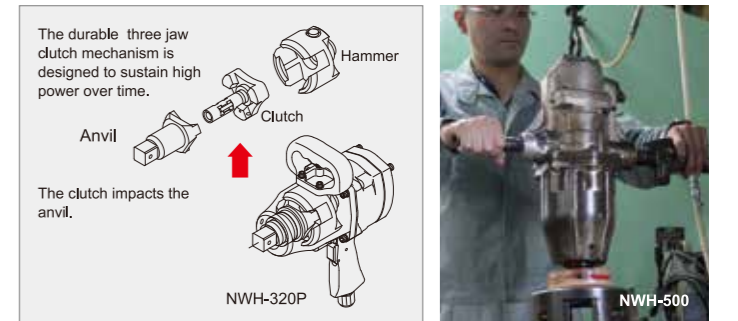
NPK's angle impact wrenches and angle attachments for some straight and pistol type impact wrenches are ideal for working in confined spaces.

Option Angle Attachments :
AT-30A for NW-800 and NW-800S AT-40 for NW-1600HA-AT



Three Jaw Clutch Impact Wrenches


NPK's Three Jaw Clutch Impact Wrenches are ideal for high-tension bolting applications including steel beam work, shipyard, and bridge construction. Models: NWH-320A, NWH-320P, NWH-500, and NWH-750



Low-Vibration Type

Our low vibration impact tools are designed with rubber cushions and ergonomic handles to reduce vibration levels.

※Models: NW-16HSA, NW19AA, and NW-22AA



Vibration level reduced by 25%

Selection Guide

Bolt size (mm)	Standard bolt			High tensile bolt		
	Pistol	Straight	Angle	Pistol	Straight	Angle
5				NW-5LP,6LFA		NAW-6HS
6	NW-5LP		NAW-6HS	NW-6HPA	NW-6HS	
8	NW-6HPA	NW-6HS		NW-800,SW-12 NW-8HPA	NW-800S	
10	NW-800 NW-8HPA	NW-800S		NW-10HPA		NAW-1200
12	SW-12 NW-10HPA		NAW-1200	NW-1200B NW-1600SA,14H		NAW-1600HA
14	NW-1200B NW-1600SA		NAW-1600HA	NW-1600HA	NW-16S	NAW-16HS,19A
16	NW-1600HA NW-14H		NAW-16HS	NW-2000HA	NW-16HS,16HSA NW-19A,19AA	
18		NW-16HS,16HSA NW-19A,19AA	NAW-19A		NW-22A,22AA	NAW-32LA
20	NW-2000HA	NW-19A,19AA		NW-2800P		
22		NW-22A,22AA	NAW-32LA	NW-3500P	NW-32LA	
24				NW-320P	NW-38	
25	NW-2800P					
27					NW-4300GA	
33		NW-32LA				
36	NW-3500P	NW-3500GA				
39	NWH-320P	NW-38				
42		NWH-320B NW-4300GA				

*Larger impact tools are available: NW-5000A, NWH-500, NWH-750. Please contact us for more information.
*Use appropriate air pressure (0.6 MPa at the tool)
*To choose a right tool, please consult NPK or your local dealers, as the selection guide above may not be applicable for your work condition.



Impact Wrenches (Two-Hammer)

- Two hammer impact design for efficient and speedy tightening operation.
- Ideal for assembly line work.

2 HAMMER 9.5mm(3/8")Sq.



NW-5LP(P)
NW-5LP(S)



NW-6HPA(P)
NW-6HPA(S)



NW-6HS(P)
NW-6HS(S)



NAW-6HS(P)
NAW-6HS(S)

Anvil Type

NW-○○HPA(P) ▲

► (P) = Pin Hole Type

► (S) = Stopper Pin Type

► (R) = Ring Type

9.5mm Sq

12.7mm Sq
19.05mm Sq

2 HAMMER 12.7mm(1/2")Sq.



NW-8HPA(P)
NW-8HPA(S)



NW-10HPA(P)
NW-10HPA(S)



NW-14H(P)
NW-14H(S)

Model	Code	Capacity (Bolt size)		Free speed min ⁻¹	Overall length		Weight		Spindle offset		Square drive		Air inlet thread Rc	Hose size		Average air consumption	
		mm	in		mm	in	kg	lb	mm	in	mm	in		mm	in	m ³ /min	cfm
NW-5LP(P)	20097	6	1/4	12000	152	5 ¹⁵ / ₁₆	0.6	1.3	16.5	5/8	9.5	3/8	1/4	6.3	1/4	0.25	8.8
NW-5LP(S)	20652																
NW-6HPA(P)	20114	8	5/16	8000	163	6 ³ / ₈	1.0	2.2	24	15/16	9.5	3/8	1/4	6.3	1/4	0.25	8.8
NW-6HPA(S)	25097																
NW-6HS(P)	20108	8	5/16	9000	217	8 ¹ / ₂	0.9	2.0	24	15/16	9.5	3/8	1/4	6.3	1/4	0.25	8.8
NW-6HS(S)	20859																
NAW-6HS(P)	20173	6	1/4	8000	239	9 ³ / ₈	1.5	3.3	14.5	9/16	9.5	3/8	1/4	6.3	1/4	0.25	8.8
NAW-6HS(S)	20315																
NW-8HPA(P)	20126	10	3/8	6500	165	6 ¹ / ₂	1.5	3.3	28	1 ¹ / ₈	12.7	1/2	1/4	6.3	1/4	0.3	10.6
NW-8HPA(S)	25098																
NW-10HPA(P)	20139	12	1/2	6000	169	6 ⁵ / ₈	1.7	3.7	31	1 ¹ / ₄	12.7	1/2	1/4	9.5	3/8	0.35	12.4
NW-10HPA(S)	25099																
NW-14H(P)	20147	16	5/8	5500	196	7 ¹¹ / ₁₆	3.0	6.6	34.5	1 ³ / ₈	12.7	1/2	1/4	9.5	3/8	0.35	12.4
NW-14H(S)	20677																



NW-14H

2 HAMMER 19.05mm(3/4")Sq.



NW-16HP(P)
NW-16HP(R)
(4 steps power control)



NW-16HS(P)
(4 steps power control)



NW-19A(P)
(4 steps power control)



NW-22A(P)
(4 steps power control)



NAW-16HS(P)
(4 steps power control)



NAW-19A(P)
(4 steps power control)



Low Vibration Type
NW-16HSA(P)
(4 steps power control)



Low Vibration Type
NW-19AA(P)
(4 steps power control)



Low Vibration Type
NW-22AA(P)
(4 steps power control)

2 HAMMER 25.4mm(1")Sq.



NW-32LA(P)
(4 steps power control)



NW-38(P)
(4 steps power control)



NAW-32LA(P)
(4 steps power control)

Model	Code	Capacity (Bolt size)		Free speed min ⁻¹	Overall length		Weight		Spindle offset		Square drive		Air inlet thread Rc	Hose size		Average air consumption	
		mm	in		mm	in	kg	lb	mm	in	mm	in		mm	in	m ³ /min	cfm
NW-16HP(P)	20737	18	11/16	5000	220	8 ⁵ / ₈	5.0	11	41.5	1 ⁵ / ₈	19.05	3/4	3/8	12.7	1/2	0.45	15.9
NW-16HP(R)	20738																
NW-16HS(P)	20151	18	11/16	4000	318	12 ¹ / ₂	5.5	12.1	41.5	1 ⁵ / ₈	19.05	3/4	3/8	12.7	1/2	0.45	15.9
NW-19A(P)	20157	20	13/16	4500	346	13 ⁵ / ₈	6.5	14.3	45	1 ³ / ₄	19.05	3/4	3/8	12.7	1/2	0.55	19.4
NW-22A(P)	20161	22	7/8	4500	383	15 ¹ / ₁₆	7.4	16.3	45	1 ³ / ₄	19.05	3/4	3/8	12.7	1/2	0.6	21.2
NAW-16HS(P)	20362	16	5/8	3500	386	15 ³ / ₁₆	9.6	21.1	30	1 ³ / ₁₆	19.05	3/4	3/8	12.7	1/2	0.45	15.9
NAW-19A(P)	20178	18	11/16	4000	415	16 ³ / ₈	10.6	23.3	31	1 ¹ / ₄	19.05	3/4	3/8	12.7	1/2	0.5	17.7
NW-16HSA(P)	20154	18	11/16	4000	339	13 ³ / ₈	5.8	12.8	41.5	1 ⁵ / ₈	19.05	3/4	3/8	12.7	1/2	0.45	15.9
NW-19AA(P)	20158	20	13/16	4500	390	15 ³ / ₄	7.0	15.4	45	1 ³ / ₄	19.05	3/4	3/8	12.7	1/2	0.55	19.4
NW-22AA(P)	20162	22	7/8	4500	399	15 ¹¹ / ₁₆	8.0	17.6	45	1 ³ / ₄	19.05	3/4	3/8	12.7	1/2	0.6	21.2
NW-32LA(P)	20166	33	1 ⁵ / ₁₆	4000	383	15 ¹ / ₁₆	10.7	23.5	55.5	2 ³ / ₁₆	25.4	1	1/2	12.7	1/2	0.85	30.0
NW-38(P)	20170	39	1 ⁹ / ₁₆	3000	463	18 ¹ / ₄	15.3	33.7	62.5	2 ⁷ / ₁₆	25.4	1	1/2	12.7	1/2	0.9	31.8
NAW-32LA(P)	20180	22	7/8	3500	484	19 ¹ / ₁₆	18.0	39.6	43	1 ¹¹ / ₁₆	25.4	1	1/2	12.7	1/2	0.85	30

Bolt Tightening

Grinding / Cutting

Scaling / Chipping

Drilling / Tapping

Material Handling

Others



Impact Wrenches (One-Hammer)



- One hammer impact wrench is widely used for repair and garage work.
- Powerful, light weight, and low air consumption.
- Built in power regulator.




1 HAMMER 9.5mm(3/8")Sq.




1 HAMMER 12.7mm(1/2")Sq. 4 Steps Power Control



Angle Attachment for NW-800 / -800S



Angle Attachment for NW-1600HA-AT





Model	Code	Capacity (Bolt size)		Free speed	Overall length		Weight		Spindle offset		Square drive		Air inlet thread	Hose size		Average air consumption	
		mm	in		mm	in	kg	lb	mm	in	mm	in		Rc	mm	in	m ³ /min
NW-800(S)	20007	10	3/8	7000	129	5 1/16	1.25	2.75	22.5	7/8	9.5	3/8	1/4	6.3	1/4	0.1	3.5
NW-800S(S)	20009	10	3/8	8000	179	7	1.1	2.4	25	1	9.5	3/8	1/4	6.3	1/4	0.1	3.5
SW-12(R)	20014	12	1/2	8000	124	4 7/8	1.26	2.9	27	1 1/16	9.5	3/8	1/4	6.3	1/4	0.1	3.5
NW-1200B(R)	25322	14	9/16	7000	174	6 7/8	1.8	4.0	28	1 1/8	12.7	1/2	1/4	6.3	1/4	0.1	3.5
NW-1200B(S)	25338																
NW-1200B(2R)	25340	14	9/16	7000	224	8 13/16	2.1	4.6	28	1 1/8	12.7	1/2	1/4	6.3	1/4	0.1	3.5
NW-1200B(2S)	25356																
NW-1600HA(R)	25362	16	5/8	5000	195	7 11/16	2.5	5.5	31.8	1 1/4	12.7	1/2	1/4	6.3	1/4	0.15	5.3
NW-1600HA(S)	25366																
NW-1600HA-AT(R)	25399	16	5/8	5000	195	7 5/8	2.5	5.5	32.5	1 1/4	12.7	1/2	1/4	6.3	1/4	0.15	5.3
NW-1600HA-AT(S)	25403																
NW-1600HA(2R)	25370	16	5/8	5000	245	9 5/8	2.6	5.7	31.8	1 1/4	12.7	1/2	1/4	6.3	1/4	0.15	5.3

1 HAMMER 12.7mm(1/2")Sq. 4 Steps Power Control



1 HAMMER 19.05mm(3/4")Sq. 4 Steps Power Control



2 HAMMER 12.7mm(1/2")Sq. 4 Steps Power Control



Anvil Type

(P) = Pin Hole Type

(S) = Stopper Pin Type

(R) = Ring Type



9.5mm Sq



12.7mm Sq
19.05mm Sq

Model	Code	Capacity (Bolt size)		Free speed	Overall length		Weight		Spindle offset		Square drive		Air inlet thread	Hose size		Average air consumption	
		mm	in		mm	in	kg	lb	mm	in	mm	in		Rc	mm	in	m ³ /min
NW-1600SA(R)	25553	14	9/16	6500	165	6 1/2	1.6	3.5	26	1	12.7	1/2	1/4	6.3	1/4	0.15	5.3
NAW-1200(S)	20026	12	1/2	6500	364	14 5/16	3.0	6.6	23	7/8	12.7	1/2	1/4	6.3	1/4	0.1	3.5
NAW-1600HA(S)	25395	14	9/16	5000	282	11 1/8	3.6	7.9	23	7/8	12.7	1/2	1/4	6.3	1/4	0.15	5.3
NW-2000HA(R)	25405	20	13/16	4500	230	9 1/16	3.8	8.4	38	1 1/2	19.05	3/4	1/4	9.5	3/8	0.2	7.1
NW-2000HA(S)	25349																
NW-2000HA(4R)	25352	20	13/16	4500	330	13	4.2	9.2	38	1 1/2	19.05	3/4	1/4	9.5	3/8	0.2	7.1
NW-2800P(R)	20735	25	1	5000	225	8 7/8	5.0	11	41.5	1 5/8	19.05	3/4	3/8	9.5	3/8	0.25	8.8
NW-2800P(4R)	20748	25	1	5000	325	12 13/16	5.4	11.9	41.5	1 5/8	19.05	3/4	3/8	9.5	3/8	0.25	8.8



Impact Wrenches (One-Hammer)

- One hammer impact wrench is widely used for repair and garage work.
- Powerful, light weight, and low air consumption.
- Built in power regulator.

1 HAMMER 25.4mm(1") Sq. 4 Steps Power Control



NW-3500P(P)



NW-3500GA(P)



NW-4300GA(P)



NW-4300GAU(P)



NW-5000A(P)



Model	Code	Capacity (Bolt size)		Free speed	Overall length		Weight		Spindle offset		Square drive		Airinlet thread	Hose size		Average air consumption	
		mm	in		mm	in	kg	lb	mm	in	mm	in		Rc	mm	in	m ³ /min
NW-3500P(P)	20074	36	1 7/16	4000	281	11 1/16	9.2	20.2	50	1 15/16	25.4	1	3/8	12.7	1/2	0.3	10.6
NW-3500GA(P)	20072	36	1 7/16	4000	388	15 1/4	9.5	20.9	50	1 15/16	25.4	1	3/8	12.7	1/2	0.3	10.6
NW-3500GA(6P)	20073	36	1 7/16	4000	551	21 11/16	10.5	23.1	50	1 15/16	25.4	1	3/8	12.7	1/2	0.3	10.6
NW-4300GA(P)	20087	42	1 5/8	4000	454	17 7/8	12.9	28.4	57	2 1/4	25.4	1	1/2	12.7	1/2	0.4	14.1
NW-4300GA(6P)	20088	42	1 5/8	4000	591	23 1/4	14.2	31.2	57	2 1/4	25.4	1	1/2	12.7	1/2	0.4	14.1
NW-4300GAU(P)	20089	42	1 5/8	4000	454	17 7/8	12.9	28.4	57	2 1/4	25.4	1	1/2	12.7	1/2	0.4	14.1
NW-4300GAU(6P)	20831	42	1 5/8	4000	591	23 1/4	14.2	31.2	57	2 1/4	25.4	1	1/2	12.7	1/2	0.4	14.1
NW-5000A(P)	25832	48	2 1/16	3000	464	18 1/4	16.5	36.3	62	2 7/16	25.4	1	1/2	12.7	1/2	0.45	15.9
NW-5000A(7P)	25833	48	2 1/16	3000	642	25 1/4	18.0	39.6	62	2 7/16	25.4	1	1/2	12.7	1/2	0.45	15.9



Impact Wrenches (Clutch-Hammer)

- Exceptionally high power.
- Primarily used in heavy manufacturing industries; shipyard and bridge construction.



NWH-750

Clutch HAMMER 25.4mm(1") Sq.



NWH-320B(P)
(3 steps power control)



NWH-320P(P)

Clutch HAMMER 38.1mm(1 1/2") Sq.

Clutch HAMMER 44.5mm(1 3/4") Sq.

Clutch HAMMER 63.5mm(2 1/2") Sq.



NWH-500(P)



NWH-750(P)
44.5mm(1 3/4") Sq.

NWH-750-24(P)
63.5mm(2 1/2") Sq.

Model	Code	Capacity (Bolt size)		Free speed	Overall length		Weight		Spindle offset		Square drive		Airinlet thread	Hose size		Average air consumption	
		mm	in		mm	in	kg	lb	mm	in	mm	in		Rc	mm	in	m ³ /min
NWH-320B(P)	25850	39	1 9/16	4000	386	15 3/16	9.7	21.38	55	2 3/16	25.4	1	3/8	12.7	1/2	0.5	17.7
NWH-320P(P)	20183	39	1 9/16	4000	276	10 7/8	9.75	21.49	55	2 3/16	25.4	1	3/8	12.7	1/2	0.5	17.7
NWH-500(P)	20187	52	2 1/16	3500	567	22 5/16	29.0	63.8	77	3 1/16	38.1	1 1/2	G1	19.0	3/4	1.2	42.4
NWH-750(P)	20188	75	3	2200	637	25 1/16	52.5	115.5	95	3 3/4	44.5	1 3/4	G1	19.0	3/4	1.5	53
NWH-750-24(P)	20189	75	3	2200	649	25 9/16	52.6	115.7	95	3 3/4	63.5	2 1/2	G1	19.0	3/4	1.5	53

Bolt Tightening

Grinding / Cutting

Scaling / Chipping

Drilling / Tapping

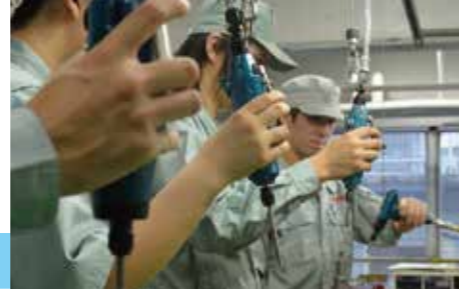
Material Handling

Others



Impact Screwdrivers

- Compact and lightweight impact screw drivers.
- Quick change chuck bit holder.
- 2 types of bit holders: X (9mm) & Y (13mm) are available.



6.35mm(1/4") Quick Change Chuck Type



ND-5LPX
ND-5LPY



ND-6HPAX
ND-6HPAY



ND-6PDY
(Built-in power regulator /
6 steps power control)



ND-6HSX
ND-6HSY

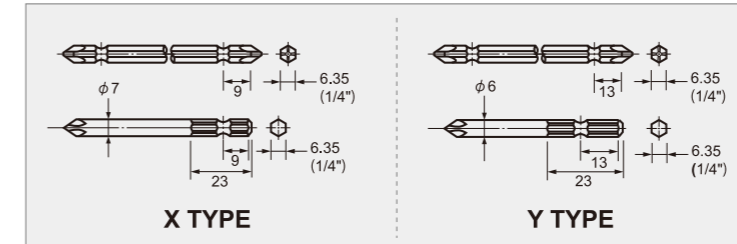


ND-6SDY
(Built-in power regulator /
stepless power control)

Model	Code	Capacity (Bolt size)		Free speed min ⁻¹	Overall length		Weight		Spindle offset		Hex drive		Air inlet thread Rc	Hose size		Average air consumption	
		mm	in		mm	in	kg	lb	mm	in	mm	in		mm	in	m ³ /min	cfm
ND-5LPX	20243	6	1/4	12000	165	6 1/2	0.65	1.4	16.5	5/8	6.35	1/4	1/4	6.3	1/4	0.15	5.3
ND-5LPY	20244																
ND-6HPAX	20221	6~8	1/4~5/16	8000	170	6 11/16	1.0	2.2	24	15/16	6.35	1/4	1/4	6.3	1/4	0.25	8.8
ND-6HPAY	20222																
ND-6PDY	25102	6~8	1/4~5/16	6000	148	5 13/16	1.4	3.1	22.5	7/8	6.35	1/4	1/4	6.3	1/4	0.15	5.3
ND-6HSX	20219	6~8	1/4~5/16	9000	224	8 3/4	0.97	2.1	24	15/16	6.35	1/4	1/4	6.3	1/4	0.25	8.8
ND-6HSY	20220	6~8	1/4~5/16	9000	224	8 13/16	0.97	2.1	24	15/16	6.35	1/4	1/4	6.3	1/4	0.25	8.8
ND-6SDY	25106	6~8	1/4~5/16	6000	198	7 13/16	1.2	2.6	25	1	6.35	1/4	1/4	6.3	1/4	0.15	5.3

Quick Bit Change

Selectable Chuck sizes



How to install a bit



Ratchet Wrenches



9.5mm(3/8") Sq.

Suitable for tightening work in confined spaces.



NRR-8C



S-type Anvil



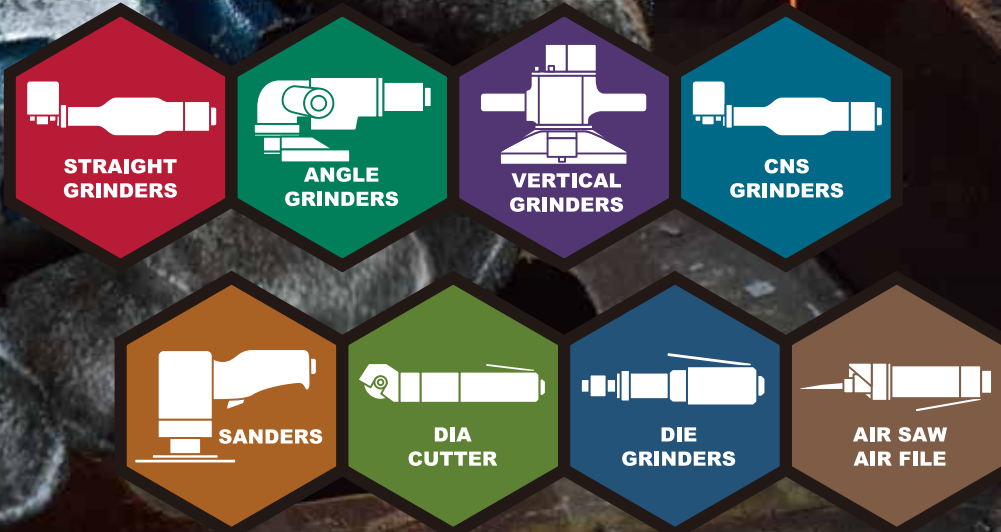
NRR-10B



S-type Anvil

Model	Code	Capacity (Bolt size)		Free speed min ⁻¹	Overall length		Weight		Angle height		From center to outside		Air inlet thread Rc	Hose size		Average air consumption	
		mm	in		mm	in	kg	lb	mm	in	mm	in		mm	in	m ³ /min	cfm
NRR-8C	25867	8	5/16	200	169	6 5/8	0.54	1.1	33.1	1 5/16	15	9/16	1/4	6.3	1/4	0.1	3.5
NRR-10B	20813	10	3/8	160	263	10 3/8	1.1	2.4	40.6	1 5/8	20	13/16	1/4	6.3	1/4	0.1	3.5

GRINDERS



NPK Grinders are compact, light weight and user friendly. They feature smooth rotation and low vibration levels. Useful in various applications including polishing, grinding, and chamfering.

Our wide variety of grinders meet the requirements of all industrial applications:



Bridge Construction



Manufacturing



Foundry



Welding



Rail Road

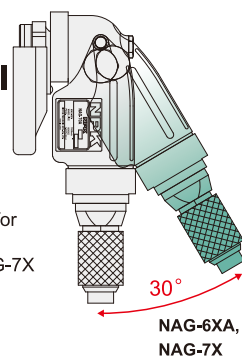


Ship Yard



Tools for Grinding Vertical and Upper Surfaces

120 degree angle grinders for walls and ceilings. Models: NAG-6XA and NAG-7X



NAG-6XA, NAG-7X



Quick and Easy Abrasive Change with Integrated Spindle Lock

[NGP-100, NGP-100, NGP-125, NAG-11A]

The NPK integrated spindle lock allows quick and easy abrasive changes and is available for some 100mm(4") and 125mm(5") angle grinders.



Press the spindle lock to install or remove the wheel.

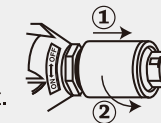


Straight Grinders

- Heavy duty and powerful grinders with narrow aluminium housing.
- Ideal for operation in confined work spaces.

Safety Grip Type

- ① Pull back the sleeve, and
- ② Turn it anticlockwise to start.



Safety Grip Type

Collet / Non-governor



NHG-65KA-06 (6mm collet)

NHG-65KA-20 (1/4" collet)

*3mm collets are also available.



NHG-65LKA-06 (6mm collet)

NHG-65LKA-20 (1/4" collet)

*3mm collets are also available.



NHG-65LKA-75 (6mm collet)

NEW!

NHG-65KA-S (6mm collet)

72.8% LESS NOISE

- ➔ Retains high power and rotation speed with low noise
- ➔ Flexible exhaust cover
- ➔ 45° exhaust angle for easier handling
- ➔ Reduced exhaust dust

	Noise Level	Max.output	Max.free speed	Average air consumption
	db	kW	min ⁻¹	m ³ /min
NHG-65KA-S	79	0.58	19,000	0.55
NHG-65KA	90.6	0.58	19,000	0.55

65mm(2 1/2") Built-in governor



NHG-65D



NHG-65LD



NHG-65LD-75

100mm(4") Built-in governor



NHG-100A

125mm(5") Built-in governor



NHG-125

150mm(6") Built-in governor



NHG-150

Instructions when using cone wheels

Spindle should not be exposed.



Cone wheel Spacer



No gap between grinding stone and spacer



Ensure cone wheel is screwed properly. If there is any exposed area, use a spacer. Failure to comply with instructions above may cause the cone wheel to burst and could result in serious injury.

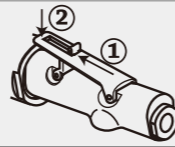
Model	Code	Collet size		Wheel size		Max.free speed	Overall length		Weight		Max. output		Air inlet thread	Hose size		Average air consumption	
		mm	in	mm	in		mm	in	kg	lb	kW	hp		Rc	mm	in	m ³ /min
NHG-65D	10053	-	-	65x13x9.5	2 ⁹ / ₁₆ x 1/2 x 3/8	14600	310	12 ³ / ₁₆	1.3	2.9	0.58	0.79	1/4	9.5	3/8	0.55	19.4
NHG-65LD	10054	-	-	65x13x9.5	2 ⁹ / ₁₆ x 1/2 x 3/8	14600	510	20 ¹ / ₁₆	1.6	3.5	0.58	0.79	1/4	9.5	3/8	0.55	19.4
NHG-65LD-75	70427	-	-	65x13x9.5	2 ⁹ / ₁₆ x 1/2 x 3/8	14600	756	29 ³ / ₄	2.2	4.8	0.58	0.79	1/4	9.5	3/8	0.55	19.4
NHG-100A	10075	-	-	100x19x12.7	4 x 3/4 x 1/2	9500	366	14 ⁵ / ₁₆	2.3	5.1	0.88	1.2	3/8	12.7	1/2	0.65	23.0
NHG-125	10077	-	-	125x19x12.7	5 x 3/4 x 1/2	7500	405	15 ¹⁵ / ₁₆	3.2	7.0	1.04	1.42	3/8	12.7	1/2	0.9	31.8
NHG-150	10081	-	-	150x25x15.9	6 x 1 x 5/8	6200	440	17 ³ / ₁₆	4.6	10.1	1.32	1.8	3/8	12.7	1/2	1.1	38.8
NHG-65KA-06	15405	6mm	-	32	1 1/4	19000	311	12 1/4	1.3	2.9	0.58	0.79	1/4	9.5	3/8	0.55	19.4
NHG-65KA-20	15406	1/4"	-	32	1 1/4	19000	311	12 1/4	1.4	3.1	0.58	0.79	1/4	9.5	3/8	0.55	19.4
new NHG-65KA-S	15408	6mm	-	-	-	19000	311	12 1/4	1.4	3.1	0.58	0.79	1/4	9.5	3/8	0.55	19.4
NHG-65LKA-06	15411	6mm	-	32	1 1/4	19000	511	20 1/8	1.6	3.5	0.58	0.79	1/4	9.5	3/8	0.55	19.4
NHG-65LKA-20	15412	1/4"	-	32	1 1/4	19000	511	20 1/8	1.6	3.5	0.58	0.79	1/4	9.5	3/8	0.55	19.4
NHG-65LKA-75	15415	6mm	-	32	1 1/4	19000	756	29 3/4	2.2	4.8	0.58	0.79	1/4	9.5	3/8	0.55	19.4



Straight Grinders

Safety Lever Type

- ① Slide the stopper.
- ② Push down the lever.



Safety Lever Type

65mm(2 1/2") Built-in governor



NHG-65DLW



NHG-65LDLW

100mm(4") Built-in governor

NHG-100ALW



125mm(5") Built-in governor

NHG-125LW



150mm(6") Built-in governor

NHG-150LW



Collet / Non governor



NHG-65KLWA-06 (6mm collet)
NHG-65KLWA-20 (1/4" collet)
*3mm collets also available.



NHG-65LKLWA-06 (6mm collet)
NHG-65LKLWA-20 (1/4" collet)
*3mm collets also available.



NHG-65LKLWA-75 (6mm collet)
NHG-65LKLWA-75-20 (1/4" collet)

Model	Code	Collet size		Wheel size		Max. free speed	Overall length		Weight		Max. output	Air inlet thread	Hose size		Average air consumption		
		mm	in	mm	in		mm	in	kg	lb			kw	hp	Rc	mm	in
NHG-65DLW	10055	-	-	65x13x9.5	2 ⁹ / ₁₆ x 1 ¹ / ₂ x 3 ³ / ₈	14600	338	13 ⁵ / ₁₆	1.3	2.9	0.58	0.79	1/4	9.5	3/8	0.55	19.4
NHG-65LDLW	10056	-	-	65x13x9.5	2 ⁹ / ₁₆ x 1 ¹ / ₂ x 3 ³ / ₈	14600	538	21 ³ / ₁₆	1.6	3.5	0.58	0.79	1/4	9.5	3/8	0.55	19.4
NHG-100ALW	10076	-	-	100x19x12.7	4 x 3 ³ / ₄ x 1 ¹ / ₂	9500	411	16 ³ / ₁₆	2.3	5.1	0.88	1.2	3/8	12.7	1/2	0.65	23.0
NHG-125LW	10078	-	-	125x19x12.7	5 x 3 ³ / ₄ x 1 ¹ / ₂	7500	452	17 ¹³ / ₁₆	3.2	7.0	1.04	1.42	3/8	12.7	1/2	0.9	31.8
NHG-150LW	10082	-	-	150x25x15.9	6 x 1 x 5 ⁵ / ₈	6200	486	19 ¹ / ₈	4.6	10.1	1.32	1.8	3/8	12.7	1/2	1.1	38.8
NHG-65KLWA-06	11994	6mm	-	-	-	19000	339	13 ³ / ₄	1.3	2.9	0.58	0.79	1/4	9.5	3/8	0.55	19.4
NHG-65KLWA-20	11995	1/4"	-	-	-	19000	539	21 ¹ / ₄	1.6	3.5	0.58	0.79	1/4	9.5	3/8	0.55	19.4
NHG-65LKLWA-06	11996	6mm	-	-	-	19000	539	21 ¹ / ₄	1.6	3.5	0.58	0.79	1/4	9.5	3/8	0.55	19.4
NHG-65LKLWA-20	11997	1/4"	-	-	-	19000	756	29 ³ / ₄	2.2	4.8	0.58	0.79	1/4	9.5	3/8	0.55	19.4
NHG-65LKLWA-75	70686	6mm	-	-	-	19000	756	29 ³ / ₄	2.2	4.8	0.58	0.79	1/4	9.5	3/8	0.55	19.4
NHG-65LKLWA-75-20	70687	1/4"	-	-	-	19000	756	29 ³ / ₄	2.2	4.8	0.58	0.79	1/4	9.5	3/8	0.55	19.4



Angle Grinders

Longtime best selling NPK angle grinders for various industrial applications.



Non Governor

100mm(4") / Grip



NAG-1F-04

125mm(5") / Grip



NAG-1F-05

100mm(4") / Safety Grip



NAG-1FLW-04

125mm(5") / Safety Grip



NAG-1FLW-05

Wheel not included.

Model	Code	Wheel size		Spindle thread	Max. free speed	Overall length		Height		Weight		Max. output	Air inlet thread	Hose size		Average air consumption		
		mm	in			mm	in	mm	in	kg	lb			kw	hp	Rc	mm	in
NAG-1F-04	15324	100x6x15.9	4x 1 ¹ / ₄ x 5 ⁵ / ₈	-	12700	190	7 ¹ / ₂	83	3 ¹ / ₄	1.5	3.3	0.87	1.19	1/4	9.5	3/8	0.68	24
NAG-1FLW-04	15319	100x6x15.9	4x 1 ¹ / ₄ x 5 ⁵ / ₈	-	12700	232	9 ¹ / ₈	79	3 ¹ / ₈	1.5	3.3	0.87	1.19	1/4	9.5	3/8	0.68	24
NAG-1F-05	15331	125x6x22.2	5x 1 ¹ / ₄ x 7 ⁷ / ₈	-	12000	187	7 ³ / ₈	77	3 ¹ / ₁₆	1.6	3.5	0.87	1.19	1/4	9.5	3/8	0.68	24
NAG-1FLW-05	15326	125x6x22.2	5x 1 ¹ / ₄ x 7 ⁷ / ₈	-	12000	232	9 ¹ / ₈	83	3 ¹ / ₄	1.6	3.5	0.87	1.19	1/4	9.5	3/8	0.68	24

Built-in Governor

100mm(4") / Grip



NAG-400A-EX



Optional left handle.

100mm(4") / Safety Grip

NGS-100



• Quick wheel change with spindle lock.

Compact & Lightweight

100mm(4") / Safety Grip

NGP-100



Heavy-duty



• Quick wheel change with spindle lock.

125mm(5") / Safety Grip

NGP-125



Heavy-duty



• Quick wheel change with spindle lock.

Model	Code	Wheel size		Spindle thread	Max. free speed	Overall length		Height		Weight		Max. output	Air inlet thread	Hose size		Average air consumption		
		mm	in			mm	in	mm	in	kg	lb			kw	hp	Rc	mm	in
NAG-400A-EX	70661	100x6x15.9	4x 1 ¹ / ₄ x 5 ⁵ / ₈	-	13600	216	8 ¹ / ₂	86	3 ³ / ₈	1.7	3.7	0.85	1.15	1/4	9.5	3/8	0.65	23
NGS-100	15208	100x6x15	4 x 1 ¹ / ₄ x 9 ⁹ / ₁₆	-	13600	192	7 ⁹ / ₁₆	85	3 ³ / ₈	1.0	2.2	0.64	0.88	1/4	9.5	3/8	0.5	17.7
NGP-100	15239	100x6x15	4x 1 ¹ / ₄ x 9 ⁹ / ₁₆	-	13600	225	7 ⁷ / ₈	97	3 ¹³ / ₁₆	1.8	3.7	1.2	1.63	3/8	9.5	3/8	1.0	35.3
NGP-125	15318	125x6x22	5x 1 ¹ / ₄ x 7 ⁷ / ₈	-	10900	225	7 ⁷ / ₈	105	4 ¹ / ₈	1.9	4.2	1.2	1.63	3/8	9.5	3/8	1.0	35.3

Bolt Tightening

Grinding / Cutting

Scaling / Chipping

Drilling / Tapping

Material Handling

Others



Angle Grinders

Longtime best selling NPK angle grinders for various industrial applications.



Built-in Governor

100mm(4") / Safety Lever



NAG-11A-04

125mm(5") / Safety Lever



NAG-11A-05

* 5/8-11 UNC thread spindle is also available.

Features for NAG-11A-04, -05

- Quick wheel change with spindle lock.
- Rear exhaust.
- Right / left replaceable handle.

Model	Code	Wheel size		Spindle thread	Max.free speed	Overall length		Height		Weight	Max. output		Air inlet thread	Hose size		Average air consumption		
		mm	in			mm	in	mm	in		kg	lb		kw	hp	Rc	mm	in
NAG-11A-04	10794	100x6x15.9	4 x 1/4 x 5/8	-	12000	248	9 3/4	94	3 11/16	2.2	4.8	0.88	1.20	3/8	9.5	3/8	0.8	28.3
NAG-11A-05	10808	125x6x22	5 x 1/4 x 7/8	M14 x2.0	12000	248	9 3/4	98	3 7/8	2.3	5.1	0.88	1.20	3/8	9.5	3/8	0.8	28.3

Non Governor

100mm(4") / Safety Lever



NAG-1FLW-04-CE

- Left side handle included.
- Wheel not included.

125mm(5") / Safety Lever



NAG-1FLW-05-CE

- Left side handle included.
- Wheel not included.

Model	Code	Wheel size		Spindle thread	Max.free speed	Overall length		Height		Weight	Max. output		Air inlet thread	Hose size		Average air consumption		
		mm	in			mm	in	mm	in		kg	lb		kw	hp	Rc	mm	in
NAG-1FLW-04-CE	15418	100x6x15.9	4 x 1/4 x 5/8	-	12700	232	9 1/8	79	3 1/8	1.5	3.3	0.87	1.19	1/4	9.5	3/8	0.68	24
NAG-1FLW-05-CE	15402	125x6x22.2	5 x 1/4 x 7/8	-	12000	232	9 1/8	83	3 1/4	1.6	3.5	0.87	1.19	1/4	9.5	3/8	0.68	24

Built-in Governor

150mm(6") / Safety Grip



NAG-6XA

* NAG-6XALW with a safety lever is also available

180mm(7") / Safety Lever



NAG-70ALW

230mm(9") / Safety Grip



NAG-230E
(Long Spindle Type)

180mm(7") / Safety Grip



NAG-70S
(Lightweight)



NAG-70A

180mm(7") / Safety Grip / Powerful



NAG-7X

230mm(9") / Safety Lever



NAG-230ELW
(Long Spindle Type)

Model	Code	Wheel size		Spindle thread	Max.free speed	Overall length		Height		Weight	Max. output		Air inlet thread	Hose size		Average air consumption		
		mm	in			mm	in	mm	in		kg	lb		kw	hp	Rc	mm	in
NAG-6XA	10023	150x6x22	6 x 1/4 x 7/8	5/8" -11UNC	9000	229	9	110	4 5/16	2.5	5.5	0.87	1.10	1/4	12.7	1/2	0.65	23
NAG-6XALW	10024	150x6x22	6 x 1/4 x 7/8	5/8" -11UNC	9000	250	9 13/16	110	4 5/16	2.5	5.5	0.81	1.10	1/4	12.7	1/2	0.65	23
NAG-70S	10026	180x6x22	7 x 1/4 x 7/8	5/8" -11UNC	7600	238	9 3/8	109	4 5/16	2.8	5.5	1.30	1.70	3/8	12.7	1/2	1.1	38.8
NAG-70A	10756	180x6x22	7 x 1/4 x 7/8	5/8" -11UNC	7600	260	10 1/4	107	4 3/16	3.1	6.1	1.20	1.60	3/8	12.7	1/2	1.2	42.4
NAG-70ALW	10742	180x6x22	7 x 1/4 x 7/8	5/8" -11UNC	7600	279	11 1/32	107	4 3/16	3.1	6.8	1.20	1.60	3/8	12.7	1/2	1.2	42.4
NAG-7X	15311	180x6x22	7 x 1/4 x 7/8	5/8" -11UNC	7600	230	9	110	4 5/16	2.5	5.5	1.32	1.80	3/8	12.7	1/2	0.65	23
NAG-230E	10040	230x6x22	9 x 1/4 x 7/8	5/8" -11UNC	5500	276	10 7/8	138	5 7/16	4.4	9.7	1.32	1.80	3/8	12.7	1/2	1.2	42.4
NAG-230ELW	10041	230x6x22	9 x 1/4 x 7/8	5/8" -11UNC	5500	321	12 5/8	138	5 7/16	4.3	9.5	1.32	1.80	3/8	12.7	1/2	1.2	42.4

Non Governor

50mm(2") / Grip / Safety Lever



NGE-050



NGE-050LW

Model	Code	Wheel size		Spindle thread	Max.free speed	Overall length		Height		Weight	Max. output		Air inlet thread	Hose size		Average air consumption		
		mm	in			mm	in	mm	in		kg	lb		kw	hp	Rc	mm	in
NGE-050	15346	50x4x9.6	2 x 5/32 x 3/8	-	15000	155	6.1	62.4	2.46	0.7	1.54	0.41	0.56	1/4	9.5	3/8	0.48	17.0
NGE-050LW	15354	50x4x9.6	2 x 5/32 x 3/8	-	15000	155	6.1	62.4	2.46	0.7	1.54	0.41	0.56	1/4	9.5	3/8	0.48	17.0





Die Grinders

For precise and delicate finishing, such as deburring and removing points.



RG-25

Lever Type / Safety Lever Type



RG-16BK-06 (6mm collet)



Lever Type
RG-25-06 (6mm collet)
RG-25-20 (1/4" collet)

Safety Lever Type
RG-16BKLW-06 (6mm collet)
RG-16BKLW-20 (1/4" collet)



Safety Lever Type
RG-25LW-06 (6mm collet)
RG-25LW-20 (1/4" collet)

Aluminium housing
*3mm collets also available.

Safety Grip Type




RG-38CA-06 (6mm collet)
RG-38CA-20 (1/4" collet)
Composite plastic housing



RG-382A-06 (6mm collet)
RG-382A-20 (1/4" collet)
Aluminium housing

Safety Lever

- Slide up the stopper.
- Push down the lever.



Option : 3 mm Collet Bushing

Code No.15000720



For changing 6 mm collet to 3 mm collet, insert bushing into 6 mm collet chuck.

[RG-16BK-06/RG-25-06/RG-25LW-06
RG-38CA-06/RG-382A-06/RG-38CX-06
RG-383A-06]

Safety Lever Type



RG-38CX-06 (6mm collet)
RG-38CX-20 (1/4" collet)
Composite plastic housing



RG-383A-06 (6mm collet)
RG-383A-20 (1/4" collet)
Aluminium housing

Model	Code	Collet size	Max.free speed	Overall length		Weight		Max. output		Air inlet thread	Hose size		Average air consumption	
				mm	in	kg	lb	kw	hp		Rc	mm	in	m ³ /min
RG-16BK-06	11998	6mm	38000	178	7	0.4	0.88	0.30	0.41	1/4	6.3	1/4	0.25	8.8
RG-16BKLW-06	11999	6mm	38000	178	6 ¹⁵ / ₁₆	0.4	0.88	0.30	0.41	1/4	6.3	1/4	0.25	8.8
RG-16BKLW-20	12000	1/4"	38000	178	6 ¹⁵ / ₁₆	0.4	0.88	0.30	0.41	1/4	6.3	1/4	0.25	8.8
RG-25-06	10140	6mm	30000	174	6 ⁷ / ₈	0.52	1.1	0.41	0.56	1/4	6.3	1/4	0.4	14.1
RG-25-20	10184	1/4"	30000	174	6 ⁷ / ₈	0.52	1.1	0.41	0.56	1/4	6.3	1/4	0.4	14.1
RG-25LW-06	10143	6mm	30000	176	6 ¹⁵ / ₁₆	1.1	2.4	0.41	0.56	1/4	6.3	1/4	0.4	14.1
RG-25LW-20	10486	1/4"	30000	176	6 ¹⁵ / ₁₆	1.1	2.4	0.41	0.56	1/4	6.3	1/4	0.4	14.1
RG-38CA-06	15303	6mm	22000	189	7 ⁷ / ₁₆	0.5	1.1	0.42	0.57	1/4	9.5	3/8	0.5	17.7
RG-38CA-20	15305	1/4"	22000	189	7 ⁷ / ₁₆	0.5	1.1	0.42	0.57	1/4	9.5	3/8	0.5	17.7
RG-382A-06	15304	6mm	22000	184	7 ¹ / ₄	0.5	1.1	0.42	0.57	1/4	9.5	3/8	0.5	17.7
RG-382A-20	15306	1/4"	22000	184	7 ¹ / ₄	0.5	1.1	0.42	0.57	1/4	9.5	3/8	0.5	17.7
RG-38CX-06	15180	6mm	22000	183	7 ³ / ₁₆	0.6	1.3	0.42	0.57	1/4	9.5	3/8	0.5	17.7
RG-38CX-20	15302	1/4"	22000	183	7 ³ / ₁₆	0.6	1.3	0.42	0.57	1/4	9.5	3/8	0.5	17.7
RG-383A-06	15399	6mm	25000	178	7	0.6	1.3	0.42	0.57	1/4	9.5	3/8	0.5	17.7
RG-383A-20	15400	1/4"	25000	178	7	0.6	1.3	0.42	0.57	1/4	9.5	3/8	0.5	17.7



Vertical Grinders

- Outstanding grinding power provided by durable vertical motor.
- Ideal for grinding large areas.

Built-in Governor

180mm(7") Lever Type



NVG-180SL

180mm(7") Safety Lever Type



NVG-180SLW

Wheel not included.

Model	Code	Wheel size		Spindle thread	Max.free speed	Overall length		Weight		Max. output		Airinlet thread	Hose size		Average air consumption	
		mm	in			mm	in	kg	lb	kw	hp		Rc	mm	in	m ³ /min
NVG-180SL	10119	180x6x22	7x ¹ / ₄ x ⁷ / ₈	5/8"-11UNC	7100	187	7 ³ / ₈	3.8	8.4	1.87	2.54	3/8	12.7	1/2	1.1	38.8
NVG-180SLW	10120	180x6x22	7x ¹ / ₄ x ⁷ / ₈	5/8"-11UNC	7100	187	7 ³ / ₈	3.8	8.4	1.87	2.54	3/8	12.7	1/2	1.0	35.3






CNS Grinders

• Ideal for fine finish work and removal of black scale, oxide layer, or paint.

Safety Grip Type



NHG-75G

Model	Code	Wheel size		Max.free speed min ⁻¹	Overall length		Height		Weight		Max. output		Airinlet thread Rc or NPT	Hose size		Average air consumption	
		mm	in		mm	in	mm	in	kg	lb	kw	ps		mm	in	m ³ /min	ft ³ /min
NHG-75G	10074	100x26x9.5	4 x 1/4 x 5/8	6000	328	12 ¹⁵ / ₁₆	-	-	1.7	3.7	0.77	1.05	1/4	9.5	3/8	0.45	15.9

Options CNS Wheel



Wheel for NHG-75G (Disk Type)

Max 6000 RPM : 6000(r.p.m)

Wheel Size : 100x13(mm)

Code : No.24906003



Wire Brush Sanders

• Ideal for removing rust and paint, and descaling beads after welding.

Safety Grip Type



NAG-70WA

Safety Lever Type



NAG-70WALW

Model	Code	Wheel size		Max.free speed min ⁻¹	Overall length		Height		Weight		Max. output		Airinlet thread Rc	Hose size		Average air consumption	
		mm	in		mm	in	mm	in	kg	lb	kw	hp		mm	in	m ³ /min	cfm
NAG-70WA	10744	120x22	4 ³ / ₄ x 7/8	6500	257	10 ¹ / ₈	109	4 ⁹ / ₁₆	2.8	6.2	1.2	1.6	3/8	12.7	1/2	0.9	31.8
NAG-70WALW	10714	120x22	4 ³ / ₄ x 7/8	6500	276	10 ⁷ / ₈	109	4 ⁹ / ₁₆	2.8	6.2	1.2	1.6	3/8	12.7	1/2	0.9	31.8



Sanders

Comfortable, compact, and perfectly balanced sanders for disc papers.



NSG-100

100mm(4") Lever Type



NSG-100

125mm(5") Grip Type



NSG-125A

150mm(6") Safety Grip Type



NSG-150X

180mm(7") Safety Grip Type



NSG-180XC

180mm(7") Safety Lever Type



NSG-180XCLW

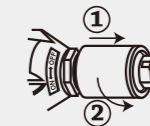
Ref

Disc Paper



Safety Grip

- ① Pull back the sleeve.
- ② Turn it anticlockwise.



Safety Lever

- ① Slide up the stopper.
- ② Push down the lever.



Model	Code	Wheel size		Max.free speed min ⁻¹	Overall length		Height		Weight		Airinlet thread Rc	Hose size		Average air consumption	
		mm	in		mm	in	mm	in	kg	lb		mm	in	m ³ /min	cfm
NSG-100	10176	100x16	4 x 5/8	13000	161	6 ⁵ / ₁₆	102	4	0.9	2.0	1/4	6.3	1/4	0.4	14.1
NSG-125A	15350	125x16	5 x 7/8	11000	190	7 ¹ / ₂	190	7 ¹ / ₂	1.5	3.3	1/4	9.5	3/8	0.65	23.0
NSG-150X	15309	150x22	6 x 7/8	8400	209	8 ¹ / ₄	179	7 ¹ / ₁₆	2.2	4.8	3/8	12.7	1/2	0.65	23.0
NSG-180XC	15307	180x22	7 x 7/8	7600	209	8 ¹ / ₄	179	7 ¹ / ₁₆	2.2	4.8	3/8	12.7	1/2	0.65	23.0
NSG-180XCLW	15308	180x22	7 x 7/8	7600	239	9 ⁷ / ₁₆	190	8 ¹ / ₂	2.4	5.3	3/8	12.7	1/2	0.65	23.0



Saw·File

- Remarkable cutting speed by its dual action design.
- Rubber grip for operator comfort.



Saw · AS-22A
2 pcs of 32 teeth saws included.





Saws for AS-22A

	24 teeth for aluminum	32 teeth for aluminum
AS-22A	 No.24906130	 No.24906133



File · AS-22AF
4 files, 1 each of all kinds included.

Files for AS-22AF

AS-22AF	Flat file	Semi-round file
	 No.24906196	 No.24906183
	Round file	Triangle file
	 No.24906162	 No.24906166

Model	Code	Max. sheet thickness mild steel		Free frequency per minute	Overall length		Weight		Air inlet thread	Hose size		Average air consumption	
		mm	in		mm	in	kg	lb		mm	in	m ³ /min	cfm
AS-22A	10791	1.5	1/16	10000	212	8 ³ / ₈	0.6	1.3	1/4	6.3	1/4	0.25	8.8
AS-22AF	10810	-	-	6500	203	8	0.6	1.3	1/4	6.3	1/4	0.11	3.9

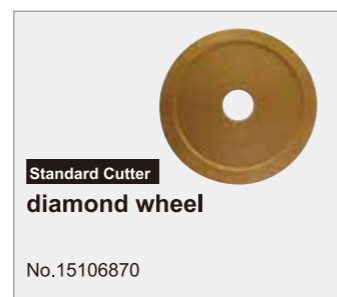


Dia Cutter

- Designed for speedy cutting and trimming work.
- Many applications including automotive repairing, cement, duralumin, removing burr from casting, window frame, sheet metal, and fiber glass manufacturing.



DAC-11








1 cutter included.

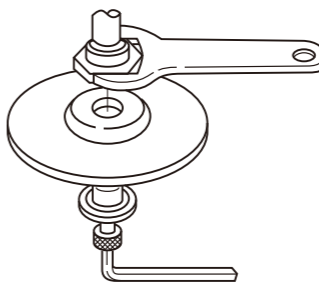
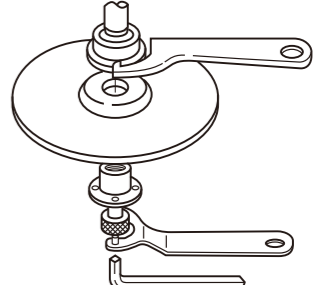
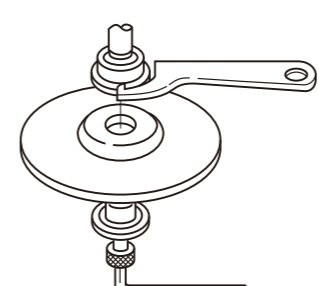
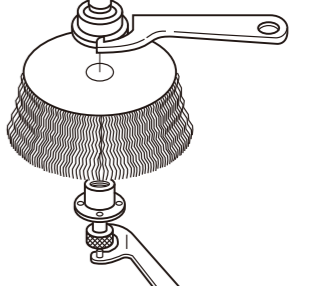
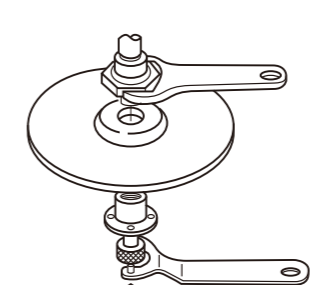
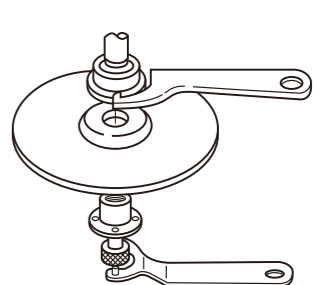
Model	Code	Max. sheet thickness mild steel		Max. free speed	Overall length		Weight		Air inlet thread	Hose size		Average air consumption	
		mm	in		mm	in	kg	lb		mm	in	m ³ /min	cfm
DAC-11	10225	54x1.3x10	2 ¹ / ₈ x ³ / ₆₄ x ³ / ₈	13000	298	11 ³ / ₄	1.7	3.7	1/4	6.3	1/4	0.45	15.9

Accessories for Installing Grinding Wheels

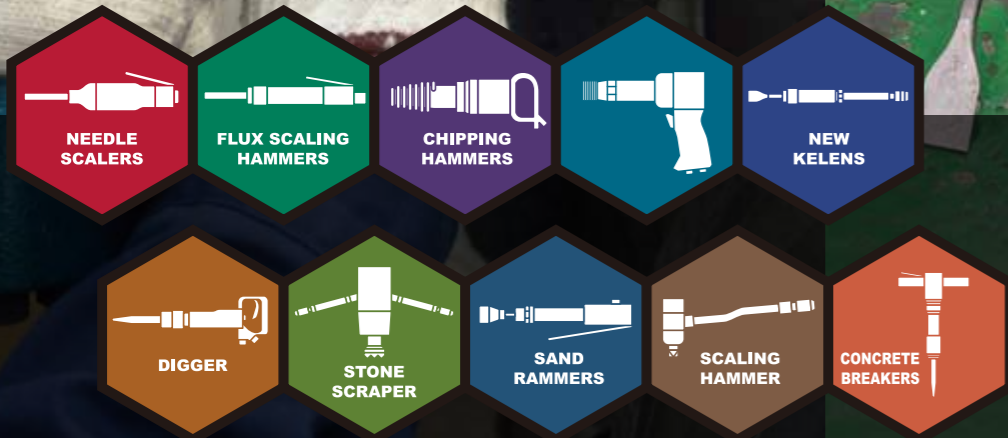
Standard Accessories for Grinders

Shape	Name	Shape	Name
	Open Ended Spanner		Turning Spanner
	Turning Rod		Flange Spanner
	Allen Wrench		

Installing Grinding Wheel

Model	Drawing	Model	Drawing
NAG-1F(LW)-05 NAG-400A		NAG-230E(LW)	
NAG-1F(LW)-04		NAG-70WA(LW)	
NAG-6XA(LW) NAG-70S NAG-70A(LW) NSG-180XB(LW)		NVG-180SL NVG-180SLW	

HAMMER TOOLS



NPK Percussive Tools are used in a variety of industries such as below. NPK pioneered the first large air hammer that attaches to hydraulic excavators. The design is based on our hand operated air hammers and has dramatically increased the performance of typical hammers.

Welding

Civil Engineering

Dirt and Rust Removal

Foundry

Automobile Maintenance

Concrete Scaling

HAMMER TOOLS ALL

Choose the tool that fits your application.



Removing Dirt and Rust



Steelworks



Casting Foundries



Compacting Sand



Civil Engineering



Welding

Needle Scalers



Lightweight:
820g

Compact
Body: 26mm
diameter

Excellent
Scaling
Power

NPK offers the lightest and most compact needle scalers. Low vibration for improved safety and comfort.

Applications

- * Removal of flux or spatter after welding
- * Removal of rust or mill scale from a steel plate
- * Removal of paint & other hardened industrial coatings
- * Cleaning & prepping of any flat or contoured surface



3 mm x 7 pcs

NHR-00

Needle ϕ 3x125L
code#17202091



2 mm x 13 pcs

NHR-00-02

Needle ϕ 2x125L
code#17202092



Model	Code	Needles	Blow/min	Piston dia	Piston stroke	Length	Weight	Air inlet thread	Hose size	Average air consumption
			min ⁻¹	mm	mm	mm	kg	Rc	mm	m ³ /min
NHR-00	30470	3mm x 7 x 125L	6,500	14	12	216	0.82	1/4	9.5	0.2
NHR-00-02	30469	2mm x 13 x 125L	6,500	14	12	216	0.82	1/4	9.5	0.2

Applications

- * Removal of flux or spatter after welding
- * Removal of rust or mill scale from a steel plate
- * Removal of paint & other hardened industrial coatings
- * Cleaning & prepping of any flat or contoured surface



A slim and ergonomic grip and powerful performance.

NHR-20

Model	Code	Needles	Blow/min	Piston dia	Piston stroke	Length	Weight	Air inlet thread	Hose size	Average air consumption
			min ⁻¹	mm	mm	mm	kg	Rc	mm	m ³ /min
NHR-20	30453	3mm x 12 x 180L	4,000	20	27.5	245	2.1	1/4	9.5	0.2



Flux Scaling Hammers

- Ideal tools for chipping stone, metal, concrete, brick and weld flux.
- 1 standard chisel included (except for NF-20).



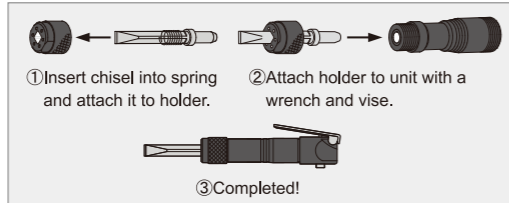
NF-1SH



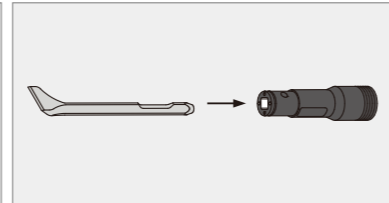
Easy Cap Chisel Holder



Cap Chisel Holder



Side Ball Retainer



Chisels & Tools

Chisel Style	Outline Drawing	Length (mm)	Code No.	Model
Straight Flat Chisel		120	17509210 (standard)	NF-00
		150	17300601	
		200	15410980	
		300	17300763	
Straight Flat Chisel		130	17300842 (standard)	NF-20
		155	17300843	
		200	17300844	
		250	17300845	
		300	17300846	
Angle Flat Chisel		155	17509330 (standard)	NF-1SH
		210	17300624	
Straight Flat Chisel		155	17300774	NF-1SH
		210	17300614	
Straight Flat Chisel		200	17509980	NFB-25H
		300	17300666	
Angle Flat Chisel		155	17509760 (standard)	NF-25F
		210	17300656	
Straight Flat Chisel		155	17509750	NF-25F
		210	17300649	
Carbide Chip Point Chisel		165	17509770	
Carbide Chip Wide Flat Chisel		155	Code No. 17509790	
Carbide Chip Flat Chisel		155	Code No. 17509780	
Stone Scraping Tool (9 teeth)		225	Code No. 17509800	
Stone Scraping Tool (16 teeth)		250	Code No. 17509810	

Model	Code	Blow per minute	Piston diameter		Piston stroke		Overall length		Weight		Air inlet thread	Hose size		Average air consumption	
		min ⁻¹	mm	in	mm	in	mm	in	kg	lb		Rc	mm	in	m ³ /min
NF-00	30038	6500	14	9/16	12	1/2	162	6 ⁷ / ₁₆	0.55	1.2	1/4	6.3	1/4	0.23	8.1
NF-0	30039	5500	18	11/16	18	11/16	177	6 ¹⁵ / ₁₆	0.8	1.8	1/4	6.3	1/4	0.23	8.1
NF-20	30447	5000	20	13/16	17	11/16	178	7 ⁷ / ₈	0.88	1.9	1/4	6.3	1/4	0.15	5.3
NF-1SH	30040	4800	22	7/8	22	7/8	185	7 ³ / ₈	0.94	2.1	1/4	6.3	1/4	0.25	8.8
NF-25F	30044	4800	25	1	17	11/16	226	8 ⁷ / ₈	1.5	3.3	1/4	9.5	3/8	0.2	7.1
NFB-25H	30043	4000	25.4	1	23	7/8	264	10 ⁷ / ₁₆	2.0	4.4	1/4	9.5	3/8	0.55	19.4



Chipping Hammers

Powerful and durable chipping hammers for a wide range of applications.




AA-3SP

Standard



Low Vibration



* Chisel retaining style: round (R) or hex (H)
* Chisel not included.

Shank Style

Round (R)	AA-00SP, AA-0SP	1ASP, 2SP, 3SP, 15XSP, 75SP, 3XBSP	Hex (H)	AA-00SP, AA-0SP	1ASP, 2SP, 3SP, 15XSP, 75SP, 3XBSP

Chisels

AA-00SP, AA-0SP	Style	Width	Length	Code No.	1ASP, 2SP, 3SP, 15XSP, 75SP, 3XBSP	Style	Width	Length	Code No.
Flat Chisel	Round (R)	16	215	17501350	Flat Chisel	Round (R)	20	300	17501870
	Hex (H)	16	350	17300123		Hex (H)	20	500	17300422
Point Chisel	Round (R)	-	220	17501360	Point Chisel	Round (R)	-	300	17501910
	Hex (H)	-	350	17300087		Hex (H)	-	500	17300290
Wide Chisel (with Spring)	Round (R)	40	215	17300111	Wide Chisel (with Spring)	Round (R)	-	300	17501880
	Hex (H)	40	350	17300075		Hex (H)	-	500	17300378
AA-1ASP, 2SP, 3SP, 75SP					AA-1ASP, 2SP, 3SP, 75SP				
Wide Chisel (with Spring)	Round (R)	72	300	17300823	Wide Chisel (with Spring)	Round (R)	72	300	17300825
	Hex (H)	72	300	17300822		Hex (H)	72	300	17300824

Model	Code	Blow per minute	Piston diameter		Piston stroke		Overall length		Weight		Air inlet thread	Hose size		Average air consumption	
		min ⁻¹	mm	in	mm	in	mm	in	kg	lb		Rc	mm	in	m ³ /min
AA-00SP(R)	30076	3800	18	11/16	45	1 ³ / ₄	233	9 ³ / ₁₆	2.1	4.6	1/4	9.5	3/8	0.3	10.6
AA-00SP(H)	30077														
AA-0SP(R)	30080	3200	18	11/16	75	3	281	11 ¹¹ / ₁₆	2.4	5.3	1/4	9.5	3/8	0.35	12.4
AA-0SP(H)	30081														
AA-1ASP(R)	30084	2800	24	15/16	51	2	311	11 ¹³ / ₁₆	4.2	9.2	3/8	12.7	1/2	0.4	14.1
AA-1ASP(H)	30085														
AA-2SP(R)	30090	2400	28	1 ¹ / ₈	51	2	312	12 ⁵ / ₁₆	5.9	13.0	3/8	12.7	1/2	0.5	17.7
AA-2SP(H)	30091														
AA-3SP(R)	30100	2000	28	1 ¹ / ₈	76	3	339	13 ³ / ₈	6.2	13.6	3/8	12.7	1/2	0.5	17.7
AA-3SP(H)	30101														
AA-75SP(R)	30102	2000	28	1 ¹ / ₈	76	3	344	13 ⁹ / ₁₆	6.2	13.6	3/8	12.7	1/2	0.5	17.7
AA-75SP(H)	30103														
AA-15XSP(R)	30327	2000	24	15/16	70	2 ³ / ₄	353	13 ⁷ / ₁₆	4.9	10.8	3/8	12.7	1/2	0.5	17.7
AA-15XSP(H)	30328														
AA-3XBSP(R)	30110	2000	28	1 ¹ / ₈	76	3	347	13 ¹¹ / ₁₆	6.9	15.2	3/8	12.7	1/2	0.5	17.7
AA-3XBSP(H)	30111														



Auto Chiselers

- Multi-purpose tools with a wide range of chisels.
- Ideal for operation in confined work spaces.
- Widely used for automobile repair and sheet metal work.



NBH-400
(External Power Regulator, Retainer Spring)

NBH-600A
(Built-in Power Regulator, Retainer Spring)

*Chisel not included.

Model	Code	Capacity		Blow per minute	Piston diameter		Piston stroke		Overall length		Weight		Air inlet thread	Hose size		Average air consumption			
		Duralumin	Steel		mm	in	mm	in	mm	in	mm	in		kg	lb	Rc	mm	in	m ³ /min
NBH-400	30070	6.4	1/4	4.8	3/16	1600	13	1/2	95	3 ³ / ₄	217	8 ⁹ / ₁₆	1.4	3.1	1/4	9.5	3/8	0.11	3.9
NBH-600A	30072	8	5/16	6.4	1/4	1500	19	3/4	68	2 ¹¹ / ₁₆	228	9	2.0	4.4	1/4	9.5	3/8	0.16	5.7

Needle Scaler Attachment for NBH-600A



Chisels for Auto Chisellers

For NBH-400			For NBH-600A		
Dimension	Code No.	Style	Dimension	Code No.	Style
	Demolition Point Chisel 17500220			Demolition Point Chisel 17500510	
	Panel Cutter 17500110			Panel Cutter 17500400	
	Sheet Metal Cutter 17500120			Sheet Metal Cutter 17500410	
	Muffler Cutter 17500130			Muffler Cutter 17500420	
	Bushing Remover 17500140			Bushing Remover 17500430	
	Paint Scraper 17500150			Paint Scraper 17500440	
	Fork Chisel 17500200			Fork Chisel Width 19mm 17500450	
				Fork Chisel Width 25mm 17500460	
	Flat Chisel 17500190			Flat Chisel 17500500	
	Straight Punch 17500160			Straight Punch 17500470	
	Smoothing Tool 17500180			Smoothing Tool 17500490	
	Tie Rod Tool 17500170 (Custom-Made)			Tie Rod Tool 17500480 (Custom-Made)	



New Kelens (Long Reach Scaler)

- Long scalers for removal of scales, rust, and dirt.
- Ideal for removing scale and rust of ships or concrete dross in mixer agitators.
- 1 chisel is included (length 200 mm / width 38 mm).

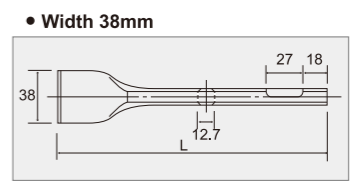


NNK-250
NNK-250L



L: Lever Type

Chisels for New Kelens

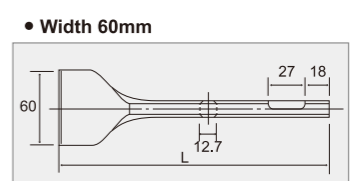


• Width 38mm

Length mm (L)	Code No.
200	17510080
300	17300676



NNK-500
NNK-500L



• Width 60mm

Length mm (L)	Code No.
200	17510100
300	17300689



NNK-1000
NNK-1000L

Model	Code	Blow per minute	Piston diameter		Piston stroke		Overall length		Weight		Air inlet thread	Hose size		Average air consumption	
			mm	in	mm	in	mm	in	kg	lb		Rc	mm	in	m ³ /min
NNK-250	30306	4000	25.4	1	23	7/8	514	20 ¹ / ₄	3.4	7.5	3/8	9.5	3/8	0.45	15.9
NNK-250L	30337	4000	25.4	1	23	7/8	571	22 ¹ / ₂	4.5	9.9	3/8	9.5	3/8	0.45	15.9
NNK-500	30045	4000	25.4	1	23	7/8	754	29 ¹¹ / ₁₆	4.2	9.2	3/8	9.5	3/8	0.45	15.9
NNK-500L	30335	4000	25.4	1	23	7/8	801	31 ⁹ / ₁₆	5.3	11.7	3/8	9.5	3/8	0.45	15.9
NNK-1000	30046	4000	25.4	1	23	7/8	1284	50 ⁹ / ₁₆	5.8	12.8	3/8	9.5	3/8	0.45	15.9
NNK-1000L	30336	4000	25.4	1	23	7/8	1341	52 ¹³ / ₁₆	6.9	15.2	3/8	9.5	3/8	0.45	15.9

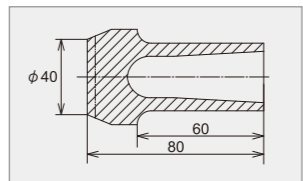


Stone Scraper

- Designed for roughing concrete and stone.
- Powerful and light.
- Rubber handles reduce vibration.



NB-10A



Scraper Heads (Option)



9 Teeth	16 Teeth	25 Teeth	36 Teeth
17511270	17511280	17511290	17511300

Model	Code	Blow per minute	Height		Weight		Air inlet thread	Hose size		Average air consumption	
			mm	in	kg	lb		Rc	mm	in	m ³ /min
NB-10A	30400	2500	210	8 1/4	10	22	3/8	9.5	3/8	0.35	12.4



Sand Rammers

- Ideal tools for compacting sand molds and firebricks.
- Please choose the butt from rubber or steel.

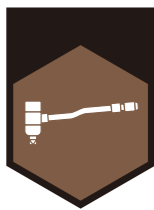


(R): Rubber butt



Steel butt (Optional Parts)

Model	Code	Piston diameter		Piston stroke		Overall length		Weight		Butt diameter		Air inlet thread	Hose size		Average air consumption	
		mm	in	mm	in	mm	in	kg	lb	mm	in		Rc	mm	in	m ³ /min
B-00A(R)	30028	18	5/16	60	2 ³ / ₈	337	13 ¹ / ₄	2.1	4.6	40	1 ⁹ / ₁₆	1/4	9.5	3/8	0.2	7.1
B-0A(R)	30030	22	7/8	60	2 ³ / ₈	380	14 ¹⁵ / ₁₆	3.1	6.8	50	2	1/4	12.7	1/2	0.25	8.8
B-1A(R)	30032	25.4	1	110	4 ⁵ / ₁₆	502	19 ³ / ₄	5.4	11.9	64	2 ¹ / ₂	3/8	12.7	1/2	0.4	14.1
F-00(R)	30017	18	11/16	60	2 ³ / ₈	390	15 ³ / ₈	2.1	4.6	40	1 ⁹ / ₁₆	3/8	9.5	3/8	0.2	7.1
F-0(R)	30019	22	7/8	60	2 ³ / ₈	435	17 ¹ / ₈	3.1	6.8	50	2	3/8	12.7	1/2	0.25	8.8
F-1(R)	30021	25.4	1	110	4 ⁵ / ₁₆	1142	43 ²⁴ / ₂₅	6.8	15.0	64	2 ¹ / ₂	3/8	12.7	1/2	0.4	14.1
F-2(R)	30023	32	1 ¹ / ₄	120	4 ³ / ₄	1204	44 ² / ₅	9.0	19.8	70	2 ³ / ₄	3/8	12.7	1/2	0.55	19.4
F-4(R)	30025	40	1 ⁹ / ₁₆	120	4 ³ / ₄	1209	47 ³ / ₅	12.0	26.4	87	3 ⁷ / ₁₆	3/8	12.7	1/2	0.85	30



Scaling Hammers

- Suitable for surfacing concrete and stone.



S-2A, S-2A (C)
S-2AL, S-2AL (C)



L: Lever Type



MS-30, MS-30 (C)
MS-30L, MS-30L (C)



L: Lever Type

(C): Carbide tipped piston type

Model	Code	Blow per minute	Piston diameter		Piston stroke		Overall length		Height		Weight	Air inlet thread	Hose size		Average air consumption		
			mm	in	mm	in	mm	in	mm	in			kg	lb	Rc	mm	in
S-2A	30036	3500	30	1 ³ / ₁₆	15	9/16	490	19 ⁵ / ₁₆	100	3 ¹⁵ / ₁₆	2.1	3/8	9.5	3/8	0.4	14.1	
S-2A(C)	30037																
S-2AL	30332	3500	30	1 ³ / ₁₆	15	9/16	496	19 ¹ / ₂	100	3 ¹⁵ / ₁₆	2.7	3/8	9.5	3/8	0.4	14.1	
S-2AL(C)	30355																
MS-30	30051	7000	22	7/8	10	3/8	341	12 ¹³ / ₁₆	86	3 ³ / ₈	3.2	7.0	3/8	12.7	1/2	0.55	19.4
MS-30(C)	30052																
MS-30L	30333																
MS-30L(C)	30401																



Concrete Breakers

- Durable and low reaction breakers for demolition of concrete, building, asphaltic pavement, and for removal of slug in a furnace.



CB-15A NCB-20 NCB-30

Option muffler



Urethane Type

For CB-20A, NCB-20
Code No.17514983

For CB-30A, NCB-30
Code No.17514929



Leather Type

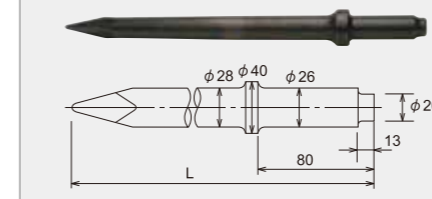
For CB-15A, 20A,
30A, NCB-20, 30
Code No.17504550

*Chisel not included.

Model	Code	Blow per minute	Piston diameter		Piston stroke		Overall length		Weight		Air inlet thread	Hose size		Average air consumption	
			mm	in	mm	in	mm	in	kg	lb		G	mm	in	m ³ /min
CB-15A	30001	1400	35	1 ³ / ₈	115	4 ¹⁷ / ₃₂	477	18 ²⁵ / ₃₂	15.0	33.0	1	19.0	3/4	0.9	49.4
NCB-20	30475	950	38	1 ³ / ₄	150	5 ¹⁵ / ₁₆	555	21 ⁷ / ₈	20.0	44.1	1	19.0	3/4	1.2	42.4
NCB-30	70664	850	45	1 ³ / ₄	165	6 ¹ / ₂	595	23 ⁷ / ₁₆	29.0	63.9	1	19.0	3/4	1.4	49.4

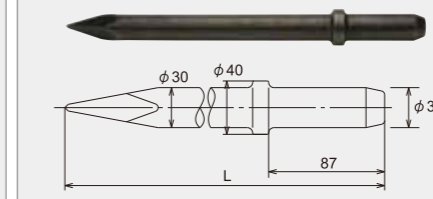
Option chisels for Concrete Breakers

For CB-15A



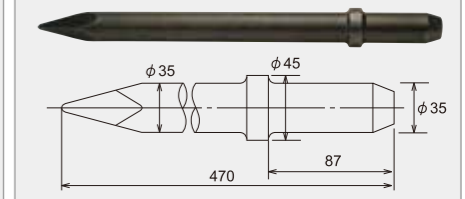
Length (mm)	Code No.
400	17508320
600	15410140

For CB-20A, NCB-20



Length (mm)	Code No.
400	17504670
600	15410150

For CB-30A, NCB-30



Length (mm)	Code No.
470	17504930



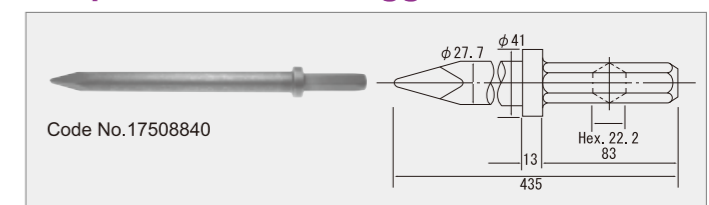
Digger

- Light weight and easy to operate.
- Suitable for scaling concrete and for digging soil.



DIG-9

Option chisel for digger




Code No.17508840

*1 chisel included.

Model	Code	Blow per minute	Piston diameter		Piston stroke		Overall length		Weight		Air inlet thread	Hose size		Average air consumption	
			mm	in	mm	in	mm	in	kg	lb		Rc	mm	in	m ³ /min
DIG-9	30014	1500	42.8	1 ¹¹ / ₁₆	63.5	2 ¹ / ₂	478	18 ¹³ / ₁₆	8.8	19.4	3/8	12.7	1/2	1.1	38.8

DRILLS / TAPPERS



NPK's line of powerful air drills are compact, lightweight, and designed for smooth drilling operation.



Drills



NRD-10P

Non-Reversible Drills

- Our drills are used in a variety of applications including automobile maintenance, ship building, and aluminum sash manufacturing.




*Chuck not included and available at an option.

Model	Code	Drilling capacity		Jacobs chuck / thread	Free speed min ⁻¹	Overall length		Weight		Max. output		Air inlet thread Rc	Hose size		Average air consumption	
		mm	in			mm	in	kg	lb	kw	hp		mm	in	m ³ /min	cfm
NRD-6SA	10622	6.5	1/4	No.1	2800	166	6 ⁹ / ₁₆	0.8	1.8	0.4	0.54	1/4	6.3	1/4	0.5	17.7
NRD-6SA(T)	10204	6.5	1/4	3/8-24UNF												
NRD-6PB	10623	6.5	1/4	No.1	2400	150	5 ⁷ / ₈	0.8	1.8	0.4	0.54	1/4	6.3	1/4	0.5	17.7
NRD-6PB(T)	10205	6.5	1/4	3/8-24UNF												
NRD-10P	10214	10	3/8	No.2S	2000	156	6 ¹ / ₈	1.1	2.4	0.44	0.6	1/4	9.5	3/8	0.55	19.4
NRD-10P(T)	10626	10	3/8	3/8-24UNF												
NRD-12PA	10215	13	1/2	No.6	1500	187	7 ³ / ₈	2.6	5.7	0.71	0.97	1/4	9.5	3/8	0.65	23
NRD-12PA(T)	10216	13	1/2	1/2-20UNF												


Reversible Drills

- Our heavy-duty drills are popular in shipyards, construction sites, and railroad shops.



NRD-14R
NRD-16R
NRD-19R
NRD-22R

NRD-23R
NRD-25R
NRD-28R
NRD-32LR



Adjust the height easily by turning the handle.

(LW): Safety lever type


Model	Code	Drilling capacity		Spindle morse taper No.	Free speed min ⁻¹	Overall height		Weight		From center to outside		Feed length		Max. output		Air inlet thread Rc	Hose size		Average air consumption	
		mm	in			mm	in	kg	lb	mm	in	mm	in	kw	hp		mm	in	m ³ /min	cfm
NRD-14R	10217	14	9/16	1	1100	438	17 ¹ / ₄	5.3	11.7	39	1 ⁹ / ₁₆	60	2 ³ / ₈	1.11	1.51	3/8	12.7	1/2	1.1	38.8
NRD-14RLW	10603																			
NRD-16R	10218	16	5/8	2	900	452	17 ³ / ₄	5.5	12.1	39	1 ⁹ / ₁₆	60	2 ³ / ₈	1.11	1.51	3/8	12.7	1/2	1.1	38.8
NRD-16RLW	10604																			
NRD-19R	10219	19	3/4	2	750	452	17 ³ / ₄	5.5	12.1	39	1 ⁹ / ₁₆	60	2 ³ / ₈	1.11	1.51	3/8	12.7	1/2	1.1	38.8
NRD-19RLW	10605																			
NRD-22R	10220	22	7/8	2	600	452	17 ³ / ₄	5.5	12.1	39	1 ⁹ / ₁₆	60	2 ³ / ₈	1.11	1.51	3/8	12.7	1/2	1.1	38.8
NRD-22RLW	10606																			
NRD-23R	10221	23	7/8	2	500	353	13 ⁷ / ₈	10.3	23.1	41	1 ⁵ / ₈	100	4	1.84	2.5	1/2	12.7	1/2	1.4	49.4
NRD-23RLW	10607																			
NRD-25R	10222	25	1	3	400	353	13 ⁷ / ₈	10.3	22.7	41	1 ⁵ / ₈	100	4	1.84	2.5	1/2	12.7	1/2	1.4	49.4
NRD-25RLW	10608																			
NRD-28R	10223	28	1 ¹ / ₈	3	350	353	13 ⁷ / ₈	10.3	22.7	41	1 ⁵ / ₈	100	4	1.84	2.5	1/2	12.7	1/2	1.4	49.4
NRD-28RLW	10609																			
NRD-32LR	10224	32	1 ¹ / ₄	3	270	353	13 ⁷ / ₈	10.3	22.7	41	1 ⁵ / ₈	100	4	1.84	2.5	1/2	12.7	1/2	1.4	49.4
NRD-32LRLW	10610																			



Tappers

NPK's line of powerful air tappers are compact, lightweight, and improve work efficiency. They also feature low air consumption and convenient push buttons to easily toggle between forward and reverse. Our tappers are used in a variety of applications including fabrication, sheet metal work, and train construction.

Reversible Tappers



NRT-8P

NRT-10H



*Chuck not included and available at an option.

Model	Code	Tapping/ Drilling capacity		Jacobs chuck	Free speed min ⁻¹	Overall length		Weight		Spindle offset	Max. output	Air inlet thread Rc	Hose size		Average air consumption			
		mm	in			mm	in	kg	lb				mm	in	kw	hp	mm	in
NRT-8P	10631	8	5/16	No.1	1700	181	7 ¹ / ₈	1.2	2.6	23	7/8	0.37	0.51	1/4	9.5	3/8	0.55	19.4
NRT-10H	15322	6~10	5/16	2S	350	257	10 ¹ / ₈	2.0	4.4	23.5	7/8	0.42	0.57	1/4	9.5	3/8	0.6	21.2



NRD-22R



AIR HOISTS



NPK Air Hoists are 50% lighter than electric chain blocks. The top hook makes for easy transportation between installation sites. Our air hoists make work more efficient, even under the most severe conditions.

AIR HOISTS ALL Hazardous Environments

NPK Air Hoists provide efficient workflow in hazardous environments where electrical hoists are prohibited including: fire-prohibited circumstances (petroleum, medicine, and paint manufacturing), underground construction sites, and dusty, hot, and humid conditions.



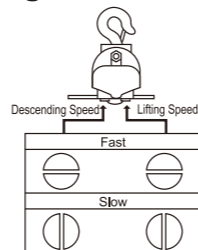
Fire prohibited Chemical Factories



High-Temperature Steel Plants

AIR HOISTS ALL Easily control lifting and lowering speeds with our outstanding inching feature.

Independent regulators allow lift and descent speeds to be adjusted separately. Operator can choose any speed from very slow to full throttle by rotating external regulators.



AIR HOISTS ALL Precise Load Control

Rope type control allows the operator to adjust the lifting and lowering speed by pulling. Pendant type control allows the operator to maintain a free hand while maintaining precise control.



Air Hoists



250 kg Capacity (550 lb Capacity)

500 kg Capacity (1100 lb Capacity)

1000 kg Capacity (2200 lb Capacity)

Rope Control Type

RHL-250



Rope Control Type

RHL-500



Rope Control Type

RHL-1000



Pendant Control Type

RHL-250P



Pendant Control Type

RHL-500P



Pendant Control Type

RHL-1000P



Model	Code	Chain	Capacity		Standard lift		Standard chain length		Lifting speed max. load		Weight		Air inlet thread		Hose size		Average air consumption	
			kgf	lb	m	ft	m	ft	m/min	ft/min	kg	lb	Rc	mm	in	m ³ /min	cfm	
RHL-250	10815	Link	250	550	3.0	9.8	3.5	11.5	27	88.6	16	35.2	3/8	12.7	1/2	1.3	45.9	
RHL-500	10813	Link	500	1100	3.0	9.8	3.5	11.5	12.6	41.3	16	35.2	3/8	12.7	1/2	1.3	45.9	
RHL-1000	10817	Link	1000	2200	3.0	9.8	6.7	22	5.7	18.7	22	48.4	3/8	12.7	1/2	1.3	45.9	
RHL-250(P)	10819	Link	250	550	3.0	9.8	3.5	11.5	27	88.6	18	39.6	3/8	12.7	1/2	1.3	45.9	
RHL-500(P)	10821	Link	500	1100	3.0	9.8	3.5	11.5	12.6	41.3	18	39.6	3/8	12.7	1/2	1.3	45.9	
RHL-1000(P)	10823	Link	1000	2200	3.0	9.8	6.7	22	5.7	18.7	23.5	51.7	3/8	12.7	1/2	1.3	45.9	



Air Hoists

2800 kg Capacity (6160 lb Capacity)

Pendant Control (Option)



Rope Control Type
RHL-2800



PCU-1000

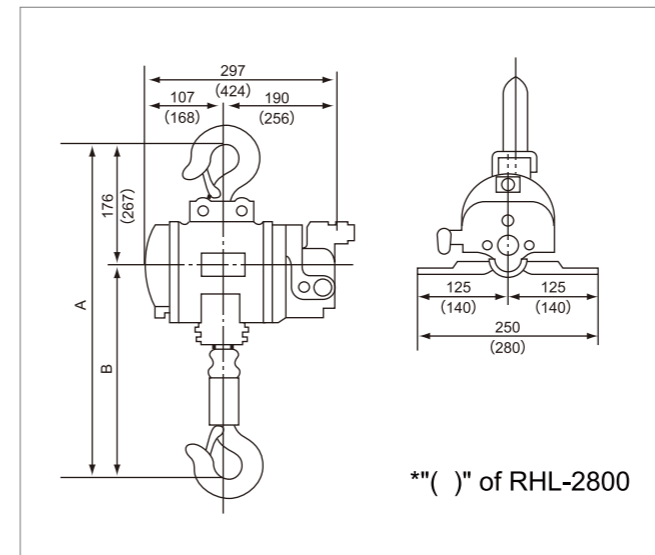


Pendant Control Type
RHL-2800P



PCU-2800

Outline Drawing



Dimensions in mm

Model	A	B
RHL-250	461	285
RHL-500	461	285
RHL-1000	517	341
RHL-2800	766	499

Max.Lifting Speed (m/min)

Load (kg)	RHL -250	RHL -500	RHL -1000	RHL -2800
125	50	32		
250	27	25.7	16	12
375	2	20	14.4	11.5
500	2	12.6	13	11
750			2	10
1,000			5.7	9.2
1,500				7.3
2,000				5.4
2,500				3.6
2,800				2.2

Air Pressure : 0.6MPa
Speed Adjuster : Maximum Speed

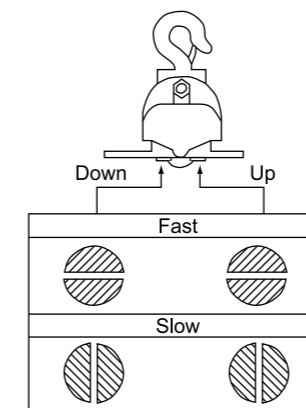
Maximum Lift with the Standard Chain Bucket

RHL-250/250P	Max.Lift 8m(26.2ft)
RHL-500/500P	Max.Lift 8m(26.2ft)
RHL-1000/1000P	Max.Lift 4m(13.1ft)
RHL-2800/2800P	Max.Lift 3m(9.8ft)

* For longer lift, the larger buckets are available at an option.

Speed Adjustment

External screw adjustment of lifting / lowering speeds.



Pendant Type Control

- * Enables single hand control.
- * Maximum length of pendant control hose: 5m

Model	Code	Chain	Capacity		Standard lift		Standard chain length		Lifting speed max. load		Weight		Air inlet thread		Hose size		Average air consumption	
			kgf	lb	m	ft	m	ft	m/min	ft/min	kg	lb	Rc	mm	in	m ³ /min	cfm	
RHL-2800	10240	Link	2800	6160	3.0	9.8	7.5	24.6	2.2	7.2	68.5	151	G1	19	3/4	1.7	60	
RHL-2800(P)	10241	Link	2800	6160	3.0	9.8	7.5	24.6	2.2	7.2	71.5	157.6	G1	19	3/4	1.7	60	



VIBRATORS

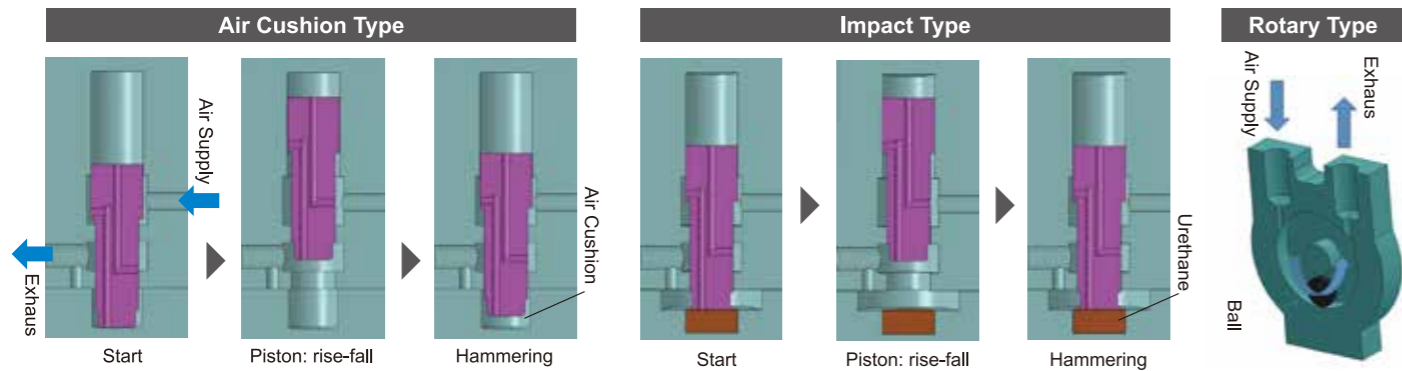


NPK's Vibrators are powerful, durable, and easily maintained to meet your material flow handling needs. They effectively vibrate on hoppers, tanks, chutes, and feeders. Our vibrators are also ideal for sanitary applications such as food and chemical industries.



Three types of Air Vibrators

- Air Cushion Type: Low noise and highly durable. Piston does not directly hit plate.
- Impact Type: Powerful and quiet featuring cushion sheet on plate for noise reduction.
- Rotary Type: Low noise and steady vibration.



Selecting ON/OFF Valve

For intermittent operation, use the 3-port, 2-position valve that releases pressure in the vibrator when stopped. Vibrators do not work properly with 2-port valve. Please place valve as close to vibrator as possible. Please see an example flow diagram for intermittent operation on page 48.

Valve sizes and estimated vibrator quantity with 1 valve.

Model	1/8	1/4	3/8	1/2	3/4	1
NLV-1518A	2	3	5			
NLV-2430B	1	2	3			
NLV-4856A			1	2	5	
NLV-55			1	2	4	
NLV-75A				1	3	5
NLV-1518AL	1	2	4			
NLV-2430BL	1	1	3	5		
NLV-4856AL			1	2	3	
NRV-30112	2	3	5			
NRV-5223			1	2	5	



Vibrators



Air Cushion Type

NLV-1518AL



NLV-2430BL



NLV-4856AL



Impact Type

NLV-1518A



NLV-2430B



NLV-4856A



Impact Type

NLV-55



NLV-75A



NRV-30112



NRV-5223



Model	Code	Vibration per minute	Height		Weight		Bolt size		Bolt pitch		Air pressure	Air inlet thread	Hose size		Average air consumption	
		min ⁻¹	mm	in	kg	lb	mm	in	mm	in			MPa	Rc	mm	in
NLV-1518AL	30054	3650	110	4 ⁵ / ₁₆	1.6	3.5	8	-	φ 35	1 ³ / ₈	0.6	1/8	6.3	1/4	0.16	5.7
NLV-2430BL	30058	3500	130	5 ¹ / ₈	2.8	6.2	8	-	φ 50	2	0.6	1/8	6.3	1/4	0.24	8.5
NLV-4856AL	30059	2050	220	8 ¹¹ / ₁₆	18.6	40.9	16	-	φ 136	5 ³ / ₈	0.6	3/8	9.5	3/8	0.66	23.3
NLV-1518A	30053	4500	110	4 ⁵ / ₁₆	1.6	3.5	8	-	φ 35	1 ³ / ₈	0.4	1/8	6.3	1/4	0.06	2.1
NLV-2430B	30057	3500	130	5 ¹ / ₈	2.8	6.2	8	-	φ 50	2	0.4	1/8	6.3	1/4	0.08	2.8
NLV-4856A	30061	2100	220	8 ¹¹ / ₁₆	18.7	41.1	16	-	φ 136	5 ³ / ₈	0.4	3/8	9.5	3/8	0.39	13.8
NLV-55	30064	2450	196	7 ¹¹ / ₁₆	10.3	22.7	16	-	φ 102	4	0.4	3/8	9.5	3/8	0.51	18.0
NLV-75A	30065	2050	276	10 ⁷ / ₈	32.5	71.5	22	-	φ 148.5	5 ⁷ / ₈	0.4	1/2	12.7	1/2	0.63	22.2
NRV-5223	30066	9400	111	4 ³ / ₈	2.5	5.5	12	1/2	φ 130	4 ¹ / ₈	0.6	1/4	6.3	1/4	0.5	17.7
NRV-30112	30169	18000	83	3 ¹ / ₄	0.4	0.9	8	5/16	-	-	0.6	1/8	6.3	1/4	0.15	5.3



One-Punch Hammers

Our One-Shot hammers deliver a strong impact with air powered pistons. They effectively remove adhesive materials from tanks, hoppers, and chutes. Impact force can be adjusted. No lubrication is required. Impact frequency can be accurately controlled with optional controller.



OPH-40

OPH-60

Model	Code	Impact energy			Height		Weight		Average air consumption		Recommend air pressure		
		J	kgf · m	ft · lb	mm	in	kg	lb	m ³ /min	cfm	MPa	kg/cm ²	psi
OPH-40	30309	14.8~44.3	1.51~4.53	10.9~32.7	203	8	3.0	6.6	1.0	35.3	0.2~0.6	2~6	28~85
OPH-60	30317	54~108	5.51~11.0	39.9~79.6	245	9 ⁵ / ₈	6.6	14.5	1.5	53.0	0.3~0.6	3~6	43~85

■ Installing One-Shot Hammer



OPH-40

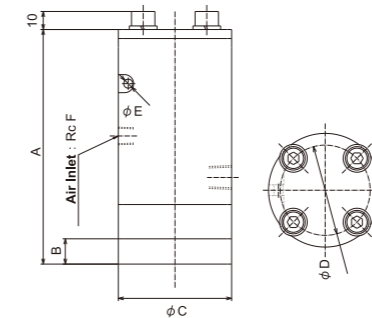


OPH-60

Vibrators Technical Data

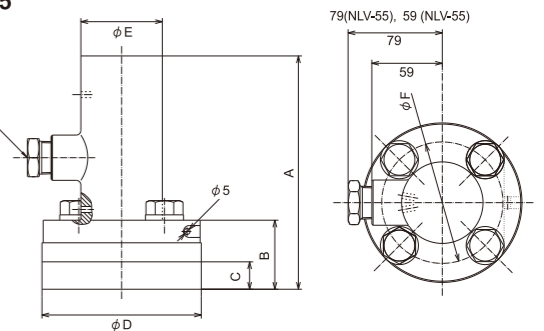
■ Vibrator

NLV-1518A/AL
NLV-2125A/AL
NLV-2430B/BL



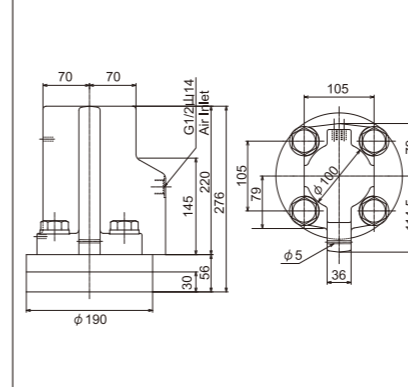
model	A	B	C	D	E	F
NLV-1518A,AL	110	13	50	35	4	1/8
NLV-2125A,AL	120	14	58	43	5	1/8
NLV-2430B,BL	130	14	63	50	5	1/8

NLV-4856A/AL
NLV-55

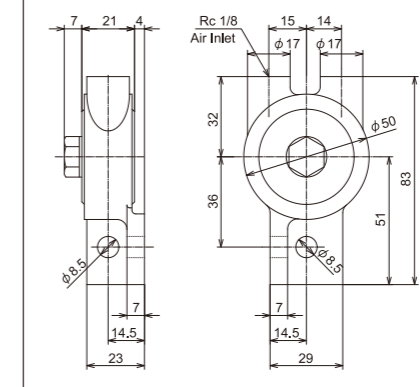


model	A	B	C	D	E	F
NLV-55	196	58	23	134	68.5	102
NLV-4856A,4856AL	220	64	23	170	97	136

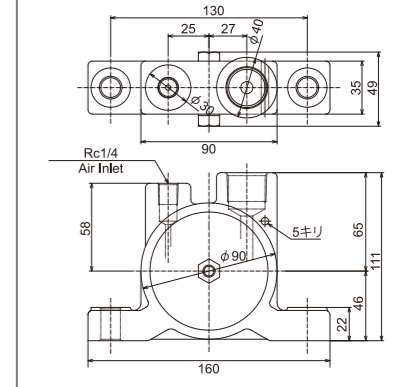
NLV-75A



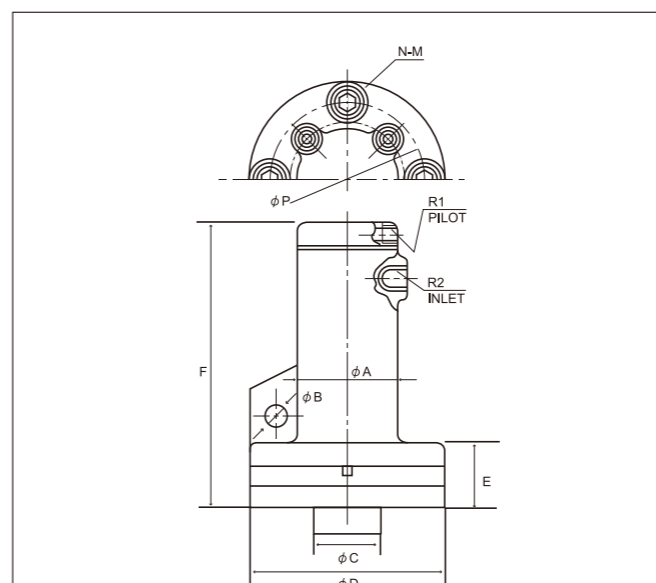
NRV-30112



NRV-5223



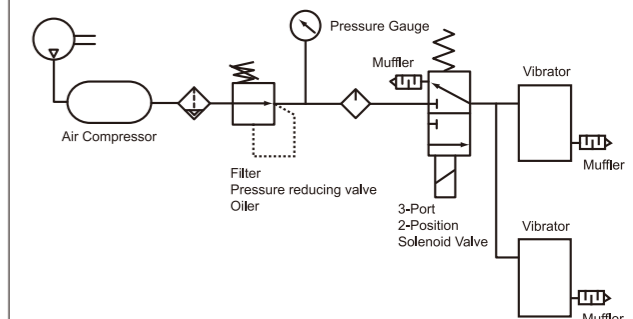
■ One-Punch Hammer



specifications

model	φ A	φ B	φ C	φ D	E	F	φ P	N-M	R1	R2
	mm	mm	mm	mm	mm	mm	mm	mm	mm	mm
OPH-40	50	12	48.6	95	33.5	172.5	75	4-M10	1/8	1/8
OPH-60	70	20	76.3	130	42.5	204.5	105	4-M12	1/8	1/4

Example flow diagram for intermittent operation of 2 vibrators with 1 valve.



CLEANERS



Compared with electric cleaners, JAC-3 can vacuum a variety of materials. Steel, various metal chips, resins, wood chips and even liquid can be vacuumed.



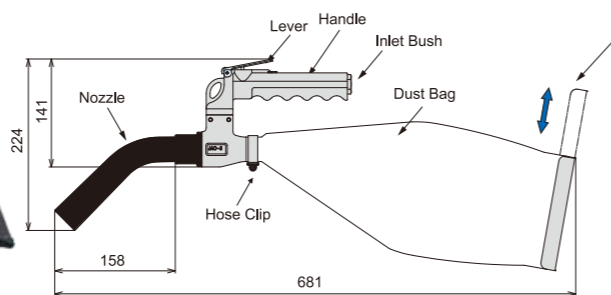
Cleaner

- Powerful and compact design.
- Has no moving parts, is durable and tough.

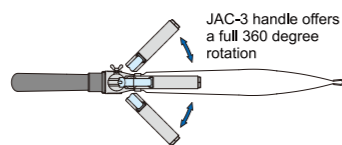

JAC-3



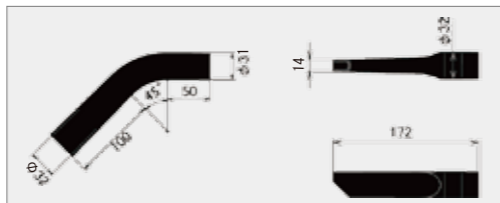
- 1 narrow nozzle included.



Handle angle is changeable.



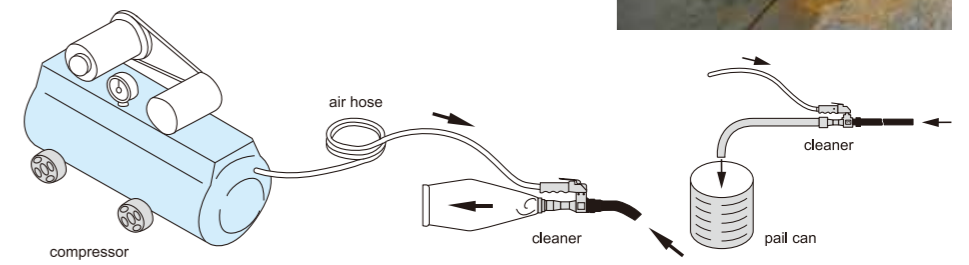
Nozzle Dimension



Model	Code	Sucking		Overall length		weight		Suction hose diameter		Air inlet thread	Hose size		Average air consumption	
		mmAq	mm	in	kg	lb	mm	in	Rc	mm	in	m ³ /min	cfm	
JAC-3	15336	2200	230	9 ¹ / ₁₆	0.77	1.7	32	1 ¹ / ₄	1/4	9.5	3/8	0.8	28.3	

How to Use

- 1 If experiencing reduced vacuum power, check for clog inside the pipe. Clear blockage with a thin bar.
- 2 When dustbag is filled with junk and debris, empty them by removing a clip.
- 3 Please wash dustbag occasionally.
- 4 Water can be vacuumed when a hose pipe is connected to JAC-P.



JAC-P Dust and Liquid Cleaner, Option for JAC-3



- Dust and liquid are collected in a pail can.
- Insert JAC-3 into JAC-P to start.
- Optional auto-stopper prevents overflow.



JAC-P & Option Accessories

1 JAC-P
Code:15327

2 Pail Can
Code:28699212

3 Band
Code:28699213

4 Carriage
Code:28699214

5 Auto Stopper
Code:17202696

JAC-P

Combination of below

- 1 + 2 + 3 + 4

Insert JAC-3 in JAC-P



Auto-Stopping Mechanism




Water pressure pushes the float (white ball) upward and the black part seals the upper suction port.



OTHER PRODUCTS



CORE KNOCKOUT HAMMER



AIR MOTOR



OTHER PRODUCT

Torque Tester

Applications

- Torque reading and adjustment of pulse wrenches and nut runners.
- Torque reading of torque wrenches.
- Torque reading and adjustment of impact wrenches (at less than 120 Nm).

Features

- Clear and easy to read LED digital display.
- Peak hold function.
- Can be measured at both forward and reverse rotation.
- Blow counter
- Results can be downloaded to PC with USB port.
- Adjustable auto-clear function.
- Automatic power off function.



TMC-200A

Model (Code)	Torque		Blow		Power	Length		Weight	
	Measuring range Nm	Measuring accuracy %	Range blow	Time sec		Amp mm / in	Sensor head mm / in	Amp kg / lb	Sensor head kg / lb
TMC-200A (60073)	3.0 to 200.0	± 0.5%	0 to 99	0.1 to 9.9	Rechargeable battery (NiCd 1.2V 700mAh x5 Cells) Charger: AC100V to 240 V Automatic power off (after 5 mins.)	mm: 148 x 48 x 115 in : 58 ¹ / ₄ x 18 ¹⁴ / ₁₆ x 45 ⁵ / ₁₆	mm: 110 x 72 x 110 in : 43 ⁵ / ₁₆ x 28 ⁵ / ₁₆ x 43 ⁵ / ₁₆	0.6 kg 1.3 lb	1.8 kg 3.9 lb



Air Mortar

Compact, powerful and durable air motor for a wide range of applications.



CM-14020C

Model	Code	Max. free speed	Max. Torque	Max. Output	Overall length		Weight		Air inlet thread	Hose size		Average air consumption	
		min ⁻¹	Nm	kw	mm	in	kg	lb	Rc	mm	in	m ³ /min	cfm
CM-14020C	70002	200	160	0.96	337	13 ¹ / ₄	8.7	19.2	3/8	12.7	1/2	1.4	49.4

Core Knock-out Hammers

The NPK Core Knock-out Hammers are very powerful, highly durable, air powered tools for removing sand from casting with blows. They have been used in foundries and steel mills for decades.

For example: an automobile engine block is cast from molten material. It requires a complicated heat-absorbing oil passage in the closed foundry molding. Sand core is cast in the mold to form oil passages. After the mold cools, the knock-out hammer rattles the sand core with its impact blows, and the casting with oil passages can be removed from the mold.

Standard Model



Quick Change Chisel Type

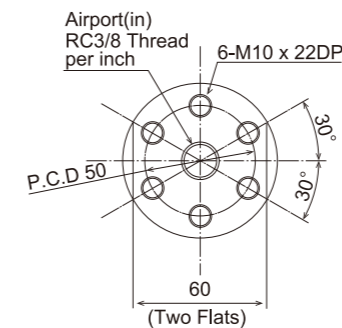


NC-50TSHD (-S) : installing a chisel



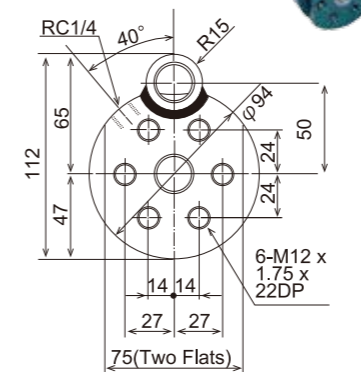
Flange

for NC-50TBH, NC-50TD
NC-50TSHD, NC-50TSHD-S



Flange

for NC-501



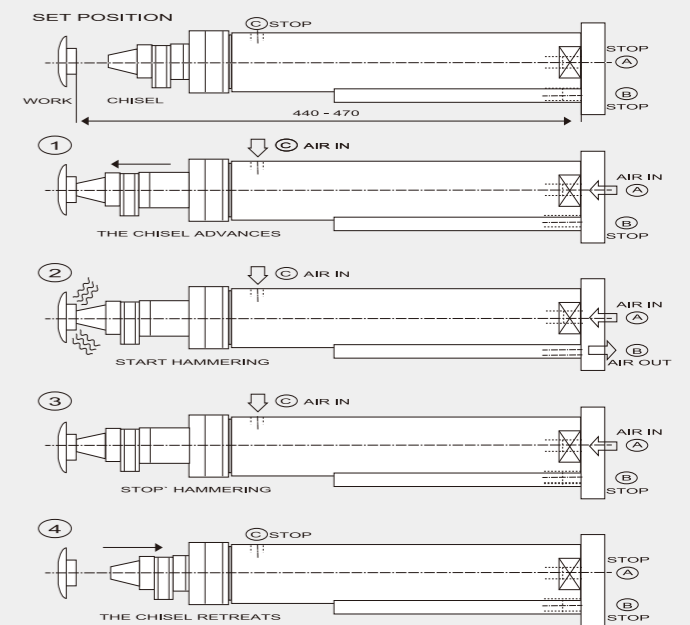
High Function Model



NC-501 Features:

1. Easy positioning adjustment by double-action cylinder.
2. Impact blows are easily controlled to help prevent excessive wear or breakage.
3. Blank hammering is reduced.
4. High-precision parts result in effective impacting blows.
5. DLC (Diamond-Like Carbon) coated piston provides a high lubricating quality and improved durability.

NC-501 : principle of operation



Air from inlet A feeds the cylinder forward to the work and the unit activates. Air is regulated from inlet C to control the amount of pressure applied to the work.

NPK offers the custom made hammers for your industrial application. Please contact us for more information.

Model	Code	Blow per minute	Piston diameter		Piston stroke		Air Cylinder stroke		Overall length		Weight		Air inlet thread	Hose size		Average air consumption	
		min ⁻¹	mm	in	mm	in	mm	in	mm	in	kg	lb	Rc	mm	in	m ³ /min	cfm
NC-50TBH	70050	3400	28.6	1 ¹ / ₈	50	1 ³¹ / ₃₂	-	-	578	22 ³ / ₄	12.5	27.6	3/8	12.7	1/2	0.85	0.6
NC-50TD	70048	3400	28.6	1 ¹ / ₈	50	1 ³¹ / ₃₂	-	-	346	13 ⁵ / ₈	7.5	16.5	3/8	12.7	1/2	0.85	0.6
NC-50TSHD	70238	3400	28.6	1 ¹ / ₈	50	1 ³¹ / ₃₂	-	-	532	20 ¹⁵ / ₁₆	13.0	28.7	3/8	12.7	1/2	0.85	0.6
NC-50TSHD-S	70336	3400	28.6	1 ¹ / ₈	50	1 ³¹ / ₃₂	-	-	346	13 ⁵ / ₈	7.0	15.4	3/8	12.7	1/2	0.85	0.6
NC-501	71512	1100/950	28.0	1 ⁷ / ₆₄	120	4 ²³ / ₃₂	60	2 ²³ / ₆₄	421	16 ³⁷ / ₆₄	15.9	35.1	1/2	12.7	1/2	0.43/0.31	0.4/0.25

Air Tool Oil

Air tool oil helps to prevent rust inside tools, and extends the life of tools.



Code No. : 28699105
Volume : 4 Liter (140 fl oz)



Operation & Maintenance Guide

1. Air Pressure

Air supply for NPK air tools must be adequate to maintain 0.6MPa (6 kgf/cm², 85psi) of air pressure at the tool, if not otherwise specified. If the air pressure is too low, tool performance will decline. The excessively high air pressure will damage the tool, and even causes a danger to the operator.

2. Air Compressor Capacity

Select the right compressor of its capacity meeting the air requirement of the tool. Some tools consume more air than others.
eg. Impact Wrench NW-800(S) / air consumption: 0.1m³/min (3.53ft³/min).
Suitable compressor capacity: 0.75 kw

3. Minimizing Pressure Loss:

Minimize the pressure loss within 0.1 MPa. Proper pipes, hoses, filters, valves, and couplers are essential to maintain air supply. Replace them periodically in order to keep them in a good condition. Length of piping and hoses from the compressor to the tool should be as short as possible.

4. Always Use Clean and Dry Air.

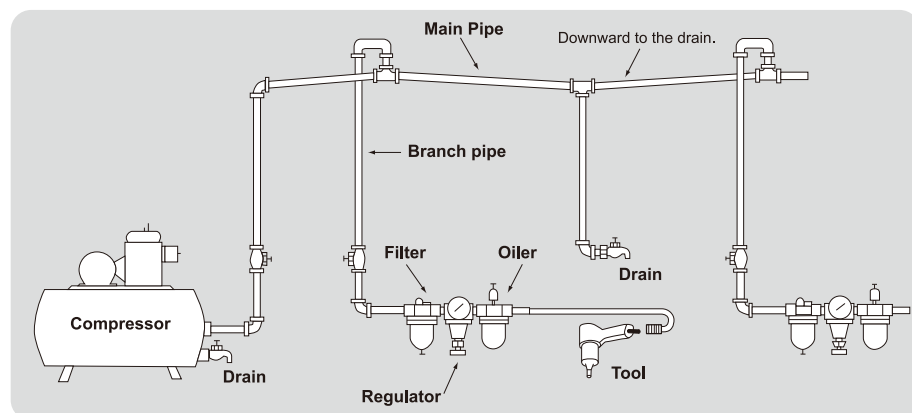
Compressed air contains moisture, dirt and foreign material, which can damage the air tool. To keep clean air in the hoses;
- Use a filter and aftercooler to remove moisture.
- Slant the main pipes downward at least 1% toward the drain pipes.
- Connect the branch pipes for the tool to the main pipes from the upper side.
- Attach the drain tanks to the lowest part of the main pipes and each branch pipe.
- Blow air for a while to remove moisture and dirt everytime when connecting the hose to the tool.

5. Lubrication

For ultimate performance and maximum durability of the air tool, use an oiler. An oiler prevents rust, and helps efficient tool operation. Turbine Oil ISO VG32 is recommended. When the tool is not used more than a week, inject about 5 drops of the oil, and let it lubricate the motor.

*For more information, please contact your local dealer or NPK.

Recommended Air Piping and Tool Station



Model and Code Number Index

A	code	page	N	code	page	N	code	page	N	code	page	R	code	page
AA-00SP(H)	30077	30	NAG-70WALW	10714	23	NHG-65LKLWA-20	11997	17	NW-10HPA(P)	20139	07	RG-382A-06	15304	21
AA-00SP(R)	30076	30				NHG-65LKLWA-75	70686	17	NW-10HPA(S)	25099	07	RG-382A-20	15306	21
AA-0SP(H)	30081	30	NAW-1200(S)	20026	10	NHG-65LKLWA-75-20	70687	17	NW-1200B(2R)	25340	09	RG-383A-06	15399	21
AA-0SP(R)	30080	30	NAW-1600HA(S)	25395	10	NHG-75G	10074	23	NW-1200B(2S)	25356	09	RG-383A-20	15400	21
AA-1ASP(H)	30085	30	NAW-16HS(P)	20362	08				NW-1200B(R)	25322	09	RG-38CA-06	15303	21
AA-1ASP(R)	30084	30	NAW-19A(P)	20178	08	NHR-00	30470	28	NW-1200B(S)	25338	09	RG-38CA-20	15305	21
AA-15XSP(H)	30328	30	NAW-32LA(P)	20180	08	NHR-00-02	30469	28	NW-14H(P)	20147	07	RG-38CX-06	15180	21
AA-15XSP(R)	30327	30	NAW-6HS(P)	20173	07	NHR-20	30453	28	NW-14H(S)	20677	07	RG-38CX-20	15302	21
AA-2SP(H)	30091	30	NAW-6HS(S)	20315	07				NW-1600HA(R)	25362	09			
AA-2SP(R)	30090	30				NLV-1518A	30053	42	NW-1600HA(2R)	25370	09	RHL-1000	10817	38
AA-3SP(H)	30101	30	NB-10A	30400	32	NLV-1518AL	30054	42	NW-1600HA(S)	25366	09	RHL-1000P	10823	38
AA-3SP(R)	30100	30				NLV-2430B	30057	42	NW-1600HA-AT(R)	25399	09	RHL-250	10815	38
AA-3XBSP(H)	30111	30	NBH-400	30070	31	NLV-2430BL	30058	42	NW-1600HA-AT(S)	25403	09	RHL-250P	10819	38
AA-3XBSP(R)	30110	30	NBH-600A	30072	31	NLV-4856A	30061	42	NW-1600SA(R)	25553	10	RHL-2800	10240	39
AA-75SP(H)	30103	30				NLV-4856AL	30059	42	NW-16HP(P)	20737	08	RHL-2800P	10241	39
AA-75SP(R)	30102	30	NC-50TBH	70050	48	NLV-55	30064	42	NW-16HP(R)	20738	08	RHL-500	10813	38
AS-22A	10791	25	NC-50TD	70048	48	NLV-75A	30065	42	NW-16HS(P)	20151	08	RHL-500P	10821	38
AS-22AF	10810	25	NC-50TSHD	70238	48				NW-16HSA(P)	20154	08	S		
			NC-50TSHD-S	70336	48	NNK-1000	30046	32	NW-19A(P)	20157	08	S-2A	30036	33
AT-30A	50001	09	NC-501	71512	48	NNK-1000L	30336	32	NW-19AA(P)	20158	08	S-2A(C)	30037	33
AT-40	51003	09				NNK-250	30306	32	NW-2000HA(R)	25405	10	S-2AL	30332	33
B			NCB-20	30475	34	NNK-250L	30337	32	NW-2000HA(4R)	25352	10	S-2AL(C)	30355	33
B-00A(R)	30028	33	NCB-30	70664	34	NNK-500	30045	32	NW-2000HA(S)	25349	10			
B-0A(R)	30030	33				NNK-500L	30335	32	NW-22A(P)	20161	08	SW-12(R)	20014	09
			ND-5LPX	20243	13				NW-22AA(P)	20162	08	T		
B-1A(R)	30032	33	ND-5LPY	20244	13	NRD-10P	10214	35	NW-2800P(4R)	20748	10	TMC-200A	60073	47
C			ND-6HPAX	20221	13	NRD-10P(T)	10626	35	NW-2800P(R)	20735	10			
CB-15A	30001	34	ND-6HPAY	20222	13	NRD-12PA	10215	35	NW-32LA(P)	20166	08			
			ND-6HSX	20219	13	NRD-12PA(T)	10216	35	NW-3500GA(P)	20072	11			
CM-14020C	70002	47	ND-6HSY	20220	13	NRD-14R	10217	36	NW-3500GA(6P)	20073	11			
D			ND-6PDY	25102	13	NRD-14RLW	10603	36	NW-3500P(P)	20074	11			
DAC-11	10225	25	ND-6SDY	25106	13	NRD-16R	10218	36	NW-38(P)	20170	08			
						NRD-16RLW	10604	36	NW-4300GA(P)	20087	11			
DIG-9	30014	34	NF-0	30039	29	NRD-19R	10219	36	NW-4300GA(6P)	20088	11			
F			NF-00	30038	29	NRD-19RLW	10605	36	NW-4300GAU(P)	20089	11			
F-0(R)	30019	33	NF-20	30447	29	NRD-22R	10220	36	NW-4300GAU(6P)	20831	11			
F-00(R)	30017	33	NF-1SH	30040	29	NRD-22RLW	10606	36	NW-5000A(P)	25832	11			
F-1(R)	30021	33	NF-25F	30044	29	NRD-23R	10221	36	NW-5000A(7P)	25833	11			
F-2(R)	30023	33				NRD-23RLW	10607	36	NW-5LP(P)	20097	07			
F-4(R)	30025	33	NFB-25H	30043	29	NRD-25R	10222	36	NW-5LP(S)	20652	07			
J						NRD-25RLW	10608	36	NW-6HPA(P)	20114	07			
JAC-3	15336	45	NGE-050	15346	20	NRD-28R	10223	36	NW-6HPA(S)	25097	07			
JAC-P	15327	46	NGE-050LW	15354	20	NRD-28RLW	10609	36	NW-6HS(P)	20108	07			
M						NRD-32LR	10224	36	NW-6HS(S)	20859	07			
MS-30	30051	33	NGP-100	15239	18				NW-800(S)	20007	09			
MS-30(C)	30052	33	NGP-125	15318	18	NRD-32LRLW	10610	36						
MS-30L	30333	33				NRD-6PB	10623	35	NW-800S(S)	20009	09			
MS-30L(C)	30401	33	NGS-100	15208	18	NRD-6PB(T)	10205	35	NW-8HPA(P)	20126	07			
N						NRD-6SA	10622	35	NW-8HPA(S)	25098	07			
NA-60	50004	31	NHG-100A	10075	16	NRD-6SA(T)	10204	35						
			NHG-100ALW	10076	17				NWH-320B(P)	25850	12			
NAG-11A-04	10794	19	NHG-125	10077	16	NRR-8C	25867	14	NWH-320P(P)	20183	12			
NAG-11A-05	10808	19	NHG-125LW	10078	17	NRR-10B	20813	14	NWH-500(P)	20187	12			
NAG-1F-04	15324	18	NHG-150	10081	16				NWH-750(P)	20188	12			
NAG-1F-05	15331	18	NHG-150LW	10082	17	NRT-8P	10631	36	NWH-750-24(P)	20189	12			
NAG-1FLW-04	15319	18	NHG-65D	10053	16	NRT-10H	15322	36	O					
NAG-1FLW-05	15326	18	NHG-65DLW	10055	17				OPH-40	30309	43			
NAG-1FLW-04-CE	15418	19	NHG-65KA-06	15405	16	NRV-30112	30169	42	OPH-60	30317	43			
NAG-1FLW-05-CE	15402	19	NHG-65KA-20	15406	16	NRV-5223	30066	42	P					
NAG-230E	10040	20	NHG-65KA-S	15408	16				PCU-1000	15156	39			
NAG-230ELW	10041	20	NHG-65KLWA-06	11994	17	NSG-100	10176	24	PCU-2800	11411	39			
NAG-400A-EX	70661	18	NHG-65KLWA-20	11995	17	NSG-125A	15350	24	R					
NAG-6XA	10023	20	NHG-65LD	10054	16	NSG-150X	15309	24	RG-16BK-06	11998	21			
NAG-6XALW	10024	20	NHG-65LD-75	70427	16	NSG-180XC	15307	24	RG-16BKLW-06	11999	21			
NAG-7X	15311	20	NHG-65LDLW	10056	17	NSG-180XCLW	15308	24	RG-16BKLW-20	12000	21			
NAG-70A	10756	20	NHG-65LKA-06	15411	16				RG-25-06	10140	21			
NAG-70ALW	10742	20	NHG-65LKA-20	15412	16	NVG-180SL	10119	22	RG-25-20	10184	21			
NAG-70S	10026	20	NHG-65LKA-75	15415	16	NVG-180SLW	10120	22	RG-25LW-06	10143	21			
NAG-70WA	10744	23	NHG-65LKLWA-06	11996	17				RG-25LW-20	10486	21			